

# STATE FARM CENTER **PRODUCTION GUIDE**



**WELCOME TO STATE FARM CENTER**



# WELCOME

## TABLE OF CONTENTS

CONTACT INFO AND SOCIAL MEDIA

DIRECTIONS AND PARKING

HOUSE EQUIPMENT

SAFETY AND PRODUCTION

BUILDING CAPACITY OVERVIEW

-CENTER STAGE 360° CONFIGURATION

-ENDSTAGE 360° CONFIGURATION

-ENDSTAGE 270° CONFIGURATION

-ENDSTAGE 240° CONFIGURATION

-ENDSTAGE 180° CONFIGURATION

-THEATER CONFIGURATION

-THEATER EXPANDED CONFIGURATION

-THEATER EXPANDED GA CONFIGURATION

-BASKETBALL CONFIGURATION

BUILDING MAPS

-UPPER LEVEL

-CLUB LEVEL

-EVENT LEVEL

GRID RIGGING

LINESET SCHEDULE

SHOW POWER





**VISIT US ONLINE**  
STATEFARMCENTER.COM



**LIKE US ON FACEBOOK**  
FACEBOOK.COM/STATEFARMCENTER



**FOLLOW US ON TWITTER**  
@STATEFARMCENTER



**FOLLOW US ON INSTAGRAM**  
@STATEFARMCENTER

**KEVIN ULLESTAD**, *ASSOCIATE DIRECTOR OF ATHLETICS, STATE FARM CENTER DIRECTOR*  
**OFFICE)** 217-333-2923  
**EMAIL)** ULLESTAD@ILLINOIS.EDU

**AMY JOHNSON**, *ADMINISTRATIVE CLERK*  
**OFFICE)** 217-265-0372  
**EMAIL)** AMJOHNSN@ILLINOIS.EDU

**JOHN MARQUARDT**, *ASSOCIATE DIRECTOR*  
**OFFICE)** 217-244-8145  
**EMAIL)** JRMARQUA@ILLINOIS.EDU

**BRAD SWANSON**, *ASSISTANT DIRECTOR, MARKETING & SALES*  
**OFFICE)** 217-300-1406  
**EMAIL)** BSWANSO@ILLINOIS.EDU

**MEGAN LAZ**, *MARKETING COORDINATOR*  
**OFFICE)** 217-300-7889  
**EMAIL)** MEGANLAZ@ILLINOIS.EDU

**JANET SNYDER**, *MEDIA COMMUNICATIONS SPECIALIST*  
**OFFICE)** 217-300-6914  
**EMAIL)** JESNYDE1@ILLINOIS.EDU

**REBECCA FUHRER**, *ASSISTANT TICKET MANAGER*  
**OFFICE)** 217-300-0192  
**EMAIL)** REBECCAF@ILLINOIS.EDU

**TOM DIVAN**, *DIRECTOR OF FACILITY MANAGEMENT*  
**OFFICE)** 217-333-2326  
**EMAIL)** DIVAN@ILLINOIS.EDU

**NICOLE BROMLEY**, *PRODUCTION MANAGER*  
**OFFICE)** 217-244-6861  
**EMAIL)** NBROMLEY@ILLINOIS.EDU

**JEREMY DUNLAP**, *FACILITY MANAGER*  
**OFFICE)** 217-333-1367  
**EMAIL)** JCDUNLAP@ILLINOIS.EDU

# DIRECTIONS

## FROM THE NORTH

From Chicago take I-57 South to I-72. Take I-72 East about 1 mile to Mattis Ave. Turn right and proceed about 2 1/2 miles to Kirby Ave. Turn left on Kirby and continue for 3 miles to Fourth St. Turn right on Fourth and then immediately right again into the arena service drive.

## FROM THE SOUTH

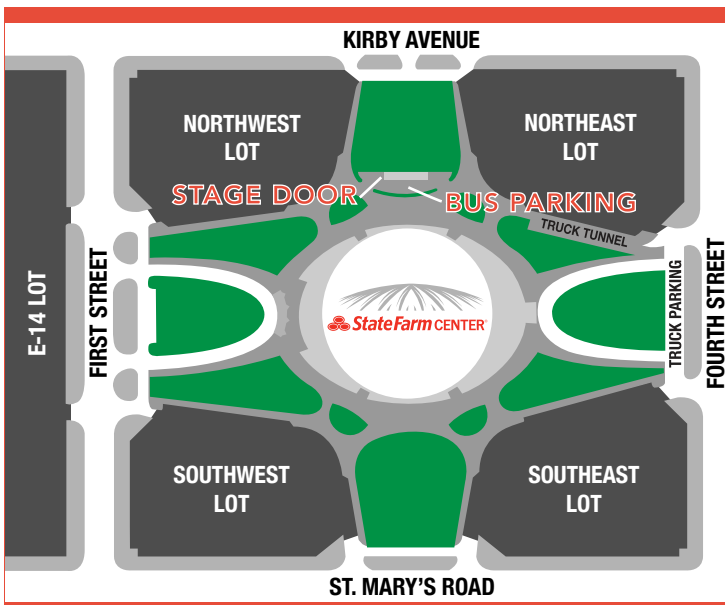

Take I-57 North to I-72. Take I-72 East about 1 mile to Mattis Ave. Turn right and proceed about 2 1/2 miles to Kirby Ave. Turn left on Kirby and continue for 3 miles to Fourth St. Turn right on Fourth and then immediately right again into the arena service drive.

## FROM THE WEST

Take I-74 East to Lincoln Ave. exit. Exit South on Lincoln Ave. and proceed approximately 3 miles to Florida Ave. Turn right on Florida Ave. and continue 3/4 of a mile to Fourth St. Turn left on Fourth and then immediately right again into the arena service drive.

## FROM THE EAST

Take I-74 West to Lincoln Ave. exit. Exit South on Lincoln Ave. and proceed approximately 3 miles to Florida Ave. Turn right on Florida Ave. and continue 3/4 of a mile to Fourth St. Turn left on Fourth and then immediately right again into the arena service drive.



## PARKING

Trucks can be queued in the service road that runs North-South adjacent to the load-in tunnel on the East side of the arena. Busses can be located on either side of the guard house located on the North side of the building. Shore power is available at the bus parking location. The guard house entrance is also the stage door for access throughout the day.

# HOUSE EQUIPMENT

Whether it is our StageRight staging and barricade, our in-house forklifts or our own rigging and lighting packages, State Farm Center is equipped to help make your event a successful one. Below is a list of some of the equipment we have in-house.


- StageRight black Techstage (4' x 8' sections)
- StageRight CC500 Blowthru barricade (black)
- Two (2) propane forklifts
- Twelve (12) 3,000 WATT-Strong spotlights throughout the space
- Lift Capacity 6000 & 4850



# SAFETY AND PRODUCTION

State Farm Center takes pride in ensuring the safety of all of its guests (both front and back of house). From fire lanes to pyrotechnic regulations, the following are some of the policies the building enforces to maintain a safe environment.

Please contact State Farm Center for details on each policy to ensure the success of your show.



## EQUIPMENT/FORK LIFTS

The use of arena equipment, such as the forklifts, can only be operated by individuals certified to use that piece of equipment. All equipment should be operated and stored in a safe fashion.

There are two Hyster fork-trucks available in-house. We have one 6000 lb. lift and one 4850 lb. lift. Both forklifts have a 15' reach.

## LOAD-IN ACCESS

Three auto-level truck docks are available underground and indoors with the entrance ramp located on the east side of the building. These docks are approximately 175 feet from the arena floor. Load-in restrictions are: height 9'-6", width 11'-6".

## FIRE REGULATIONS

For pyrotechnics, lasers, and open flames, an onsite inspection may be required. That demonstration will be with the chief university public safety officer and times should be coordinated through the building production manager. All pyrotechnicians will need to have proof of the proper licensing with the ATF. Other items that will be required are proof of insurance for the performance date. The University of Illinois Board of Trustees should be named as additionally insured. Insurance certificates should be sent to the State Farm Center business office as far ahead of the performance date as possible.

## OSHA

State Farm Center complies with OSHA regulations.

## CABLES AND CORDS

Any cable or cord that is in an area on the floor that is accessible to a guest, employee or member of a visiting tour must be covered by a yellow jacket, cable ramp, or some kind of tape in order to minimize a tripping hazard.



## RIGGING

Only experienced riggers are permitted on the rigging steel. All riggers are required to use safety cables while rigging.

## STAGING

Staging is a portable stage system manufactured by Stage Right Inc. It is adjustable from 4'0" -5'0" in height and can be built in any dimension up to 88'x44' as long as the dimensions are multiples of the 4'x8' panel system. This stage product is certified for uniformly distributed live-load capacity of 4000 pounds per 4' x 8' section (125 pounds per square foot). Each panel is a stress skin design, which means that it will not accept lag screws. There are a dozen solid panels available that can be placed at key locations to provide lagging capability.

## LIGHTING EQUIPMENT

There is a variety of in-house lighting equipment available. A FOH bridge position is located about 115' from the proscenium opening. That location has 22 - Source 4 5° instruments powered by 24 - lk dimmers. These circuits can be run from our ETC Expression console or they can accept DMX signal from the show lighting system.

## FOLLOWING SPOTS

There are 12 Strong Xenon Gladiator 3KW spotlights on permanent platforms just above the top row of seats at an elevation of 75' above the floor. They are spaced evenly around the circumference of the arena, which allows for both front and back light positions with any stage placement.

## ARENA SOUND

### Main Speakers:

For sporting events, the main system consists of 96 active JBL 4887 line array elements and 12 active JBL 4880 subwoofers broken down into 6 clusters for arena seat coverage. Lower arena seat coverage is a bumper hung speaker cluster in the center of the arena/scoreboard with 6 JBL AM-7215.



# OVERVIEW OF BUILDING CAPACITIES

## TYPICAL EVENT CONFIGURATIONS

Center Stage (360°) Configuration  
Endstage (360°) Configuration  
Endstage (270°) Configuration  
Endstage (240°) Configuration  
Endstage (180°) Configuration  
Broadway Configuration  
Theater Expanded Configuration  
Theater Expanded Configuration  
with Floor Seats  
Theater Expanded GA Floor  
Configuration  
Basketball Configuration

## TOTAL CAPACITY

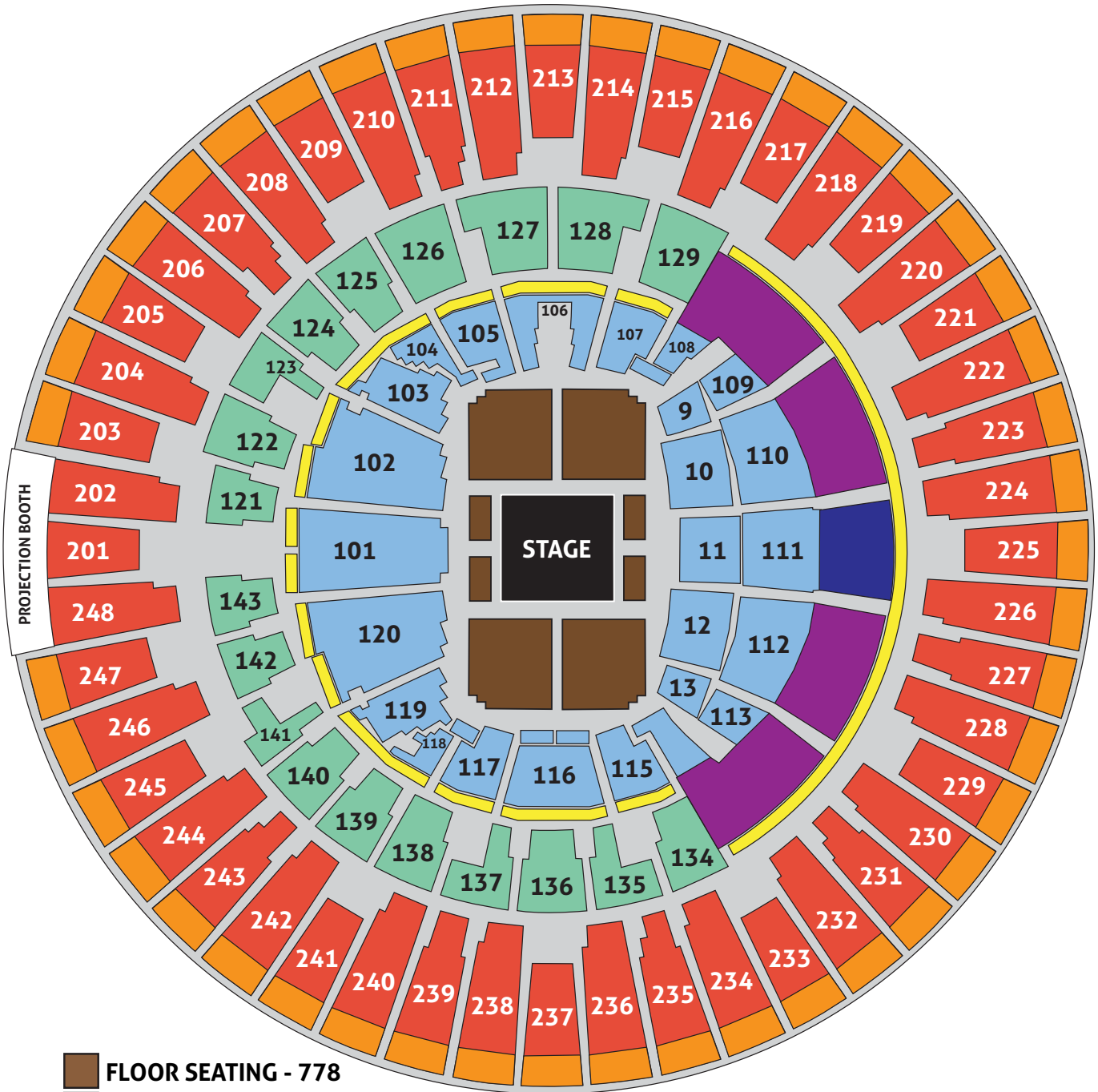
15,888  
15,700  
10,765  
9,838  
8,929  
3,670  
5,717  
5,833  
  
6,089  
  
15,490













# CENTER STAGE 360 CONFIGURATION

TOTAL CAPACITY: 15,888

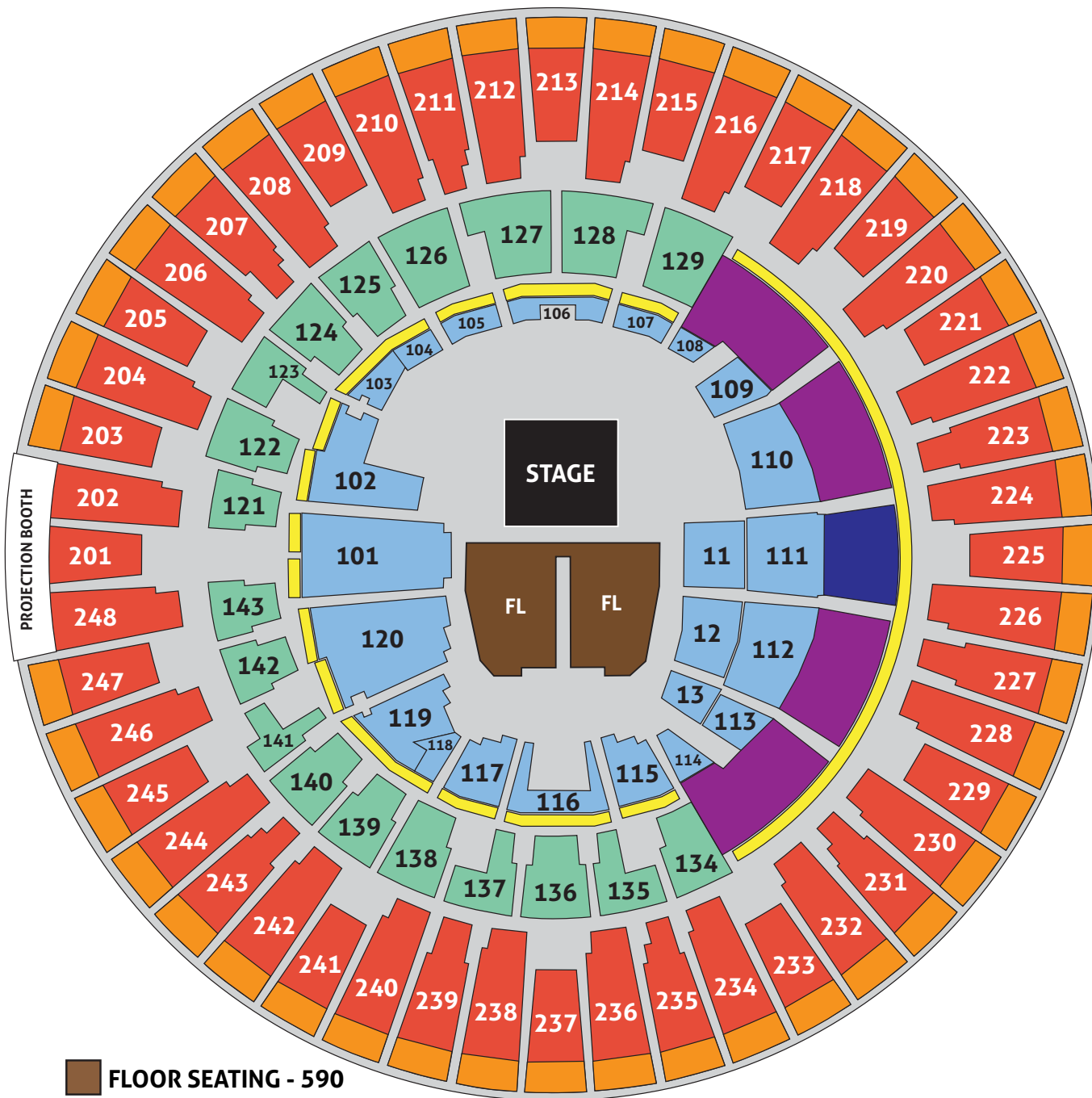


-  FLOOR SEATING - 778
-  100 LOWER LEVEL SEATING - 2,727
-  100 UPPER LEVEL SEATING - 1,712
-  SUITES
-  PATIO - 75
-  200 LOWER LEVEL SEATING - 8,284
-  200 UPPER LEVEL SEATING - 2,312
-  WHEELCHAIR



# END STAGE (360) CONFIGURATION

TOTAL CAPACITY: 15,700

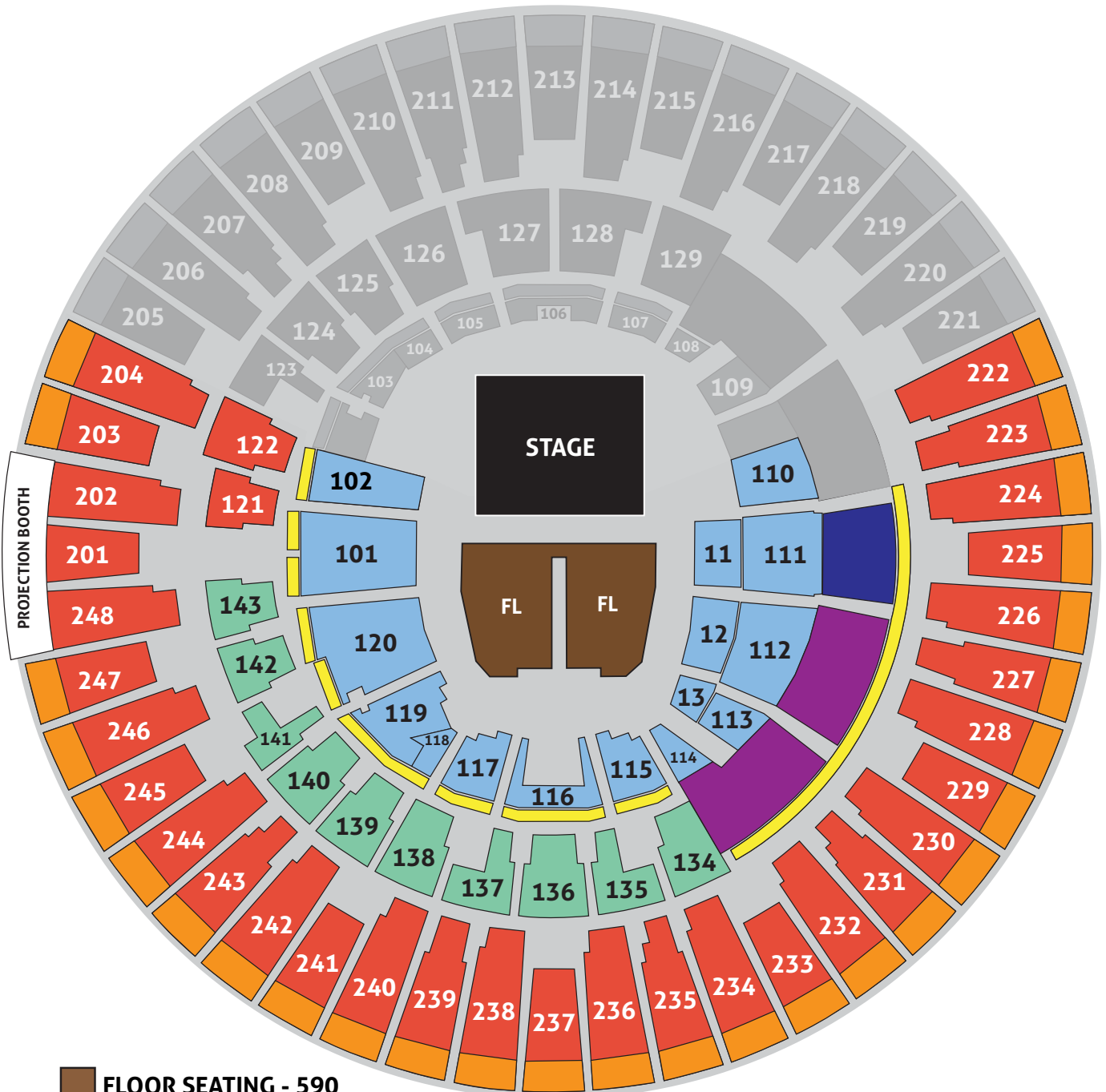


- FLOOR SEATING - 590
- 100 LOWER LEVEL SEATING - 2,727
- 100 UPPER LEVEL SEATING - 1,712
- SUITES
- PATIO - 75
- 200 LOWER LEVEL SEATING - 8,284
- 200 UPPER LEVEL SEATING - 2,312
- WHEELCHAIR



# ENDSTAGE (270) CONFIGURATION

TOTAL CAPACITY: 10,765

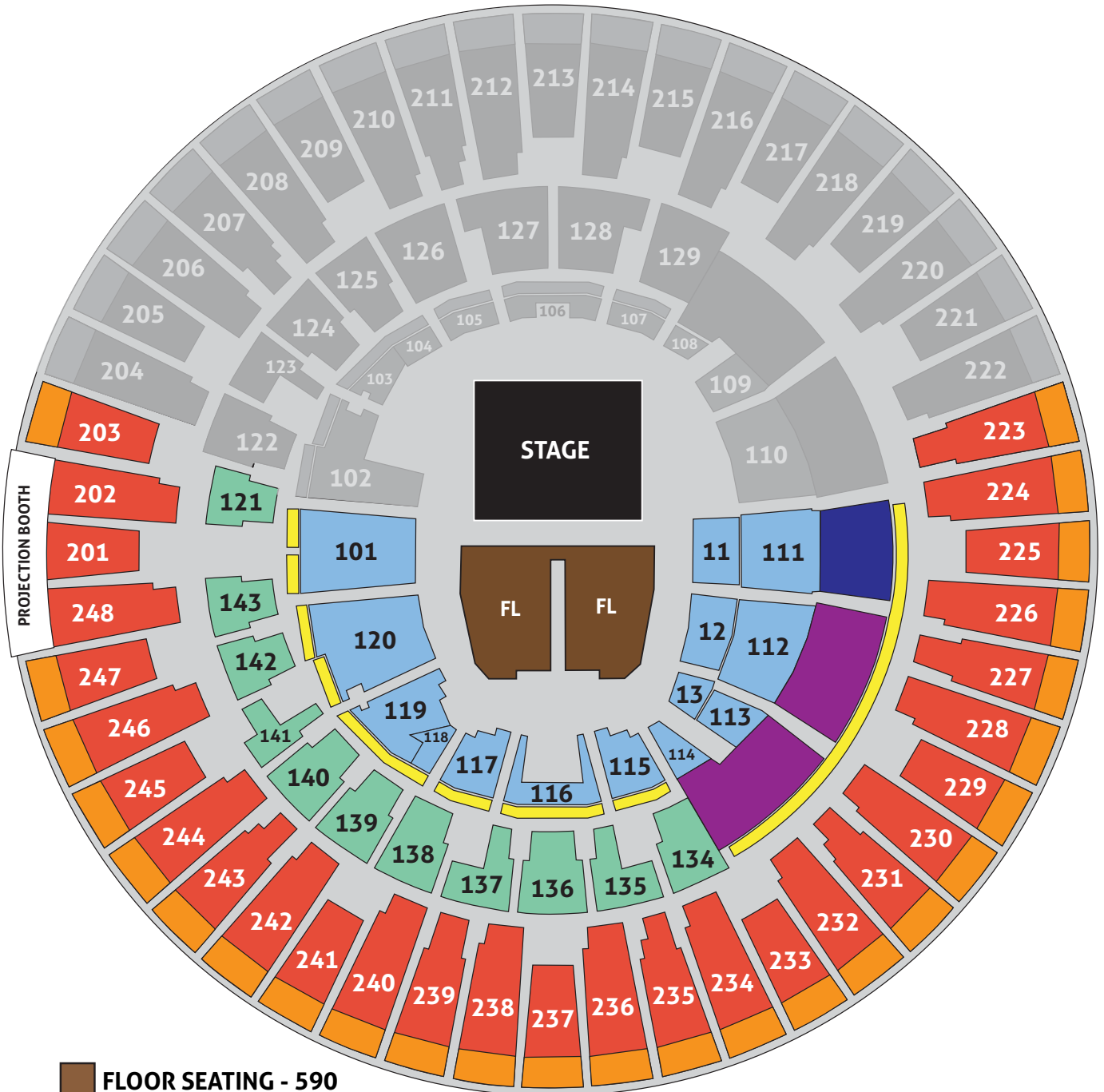


- FLOOR SEATING - 590
- 100 LOWER LEVEL SEATING - 1,996
- 100 UPPER LEVEL SEATING - 1,267
- SUITES
- PATIO - 75
- 200 LOWER LEVEL SEATING - 5,402
- 200 UPPER LEVEL SEATING - 1,435
- WHEELCHAIR



# ENDSTAGE (240) CONFIGURATION

TOTAL CAPACITY: 9,838

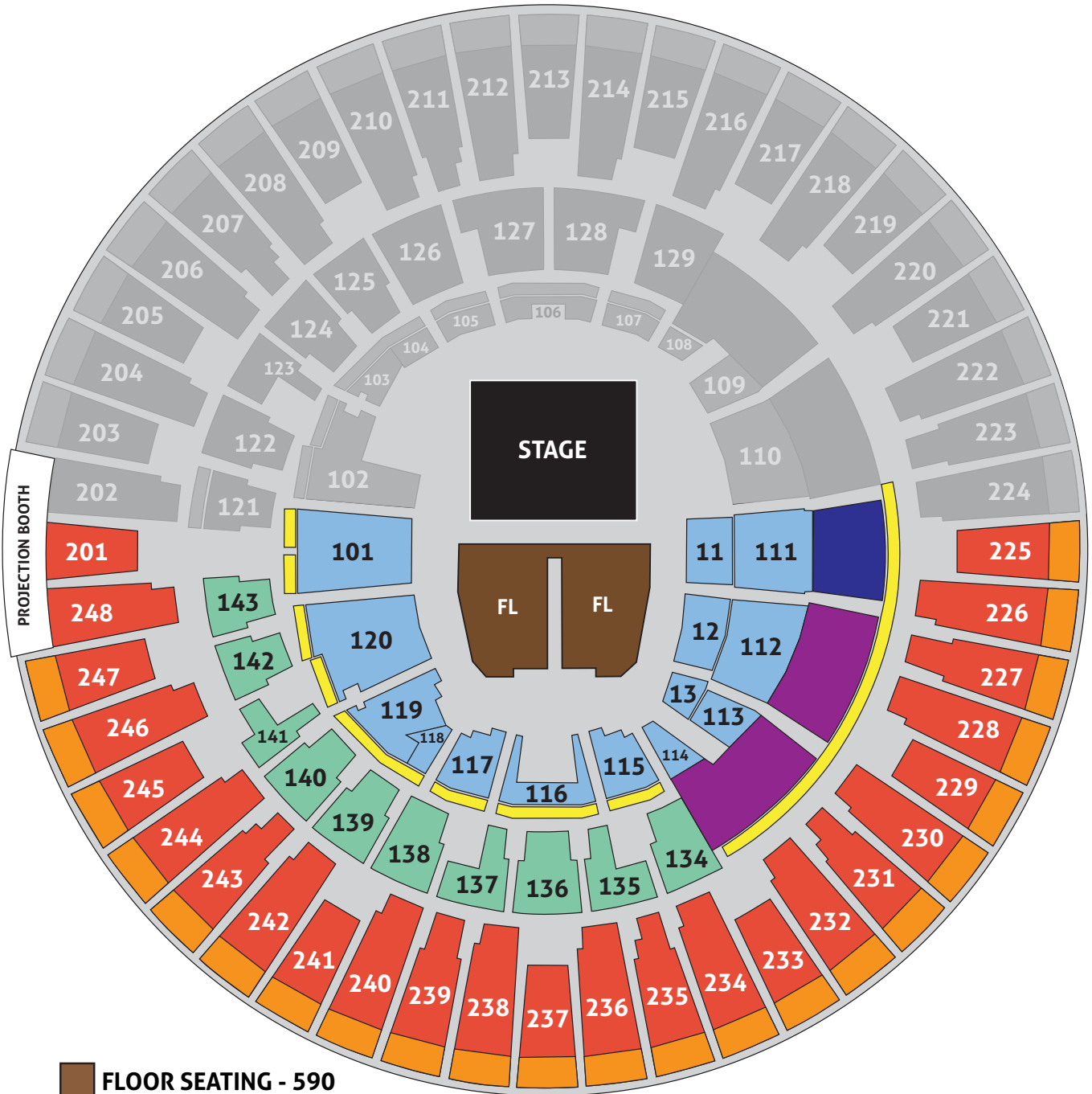


- FLOOR SEATING - 590
- 100 LOWER LEVEL SEATING - 1,639
- 100 UPPER LEVEL SEATING - 1,155
- SUITES
- PATIO - 75
- 200 LOWER LEVEL SEATING - 5,025
- 200 UPPER LEVEL SEATING - 1,354
- WHEELCHAIR



# ENDSTAGE (180) CONFIGURATION

TOTAL CAPACITY: 8,929

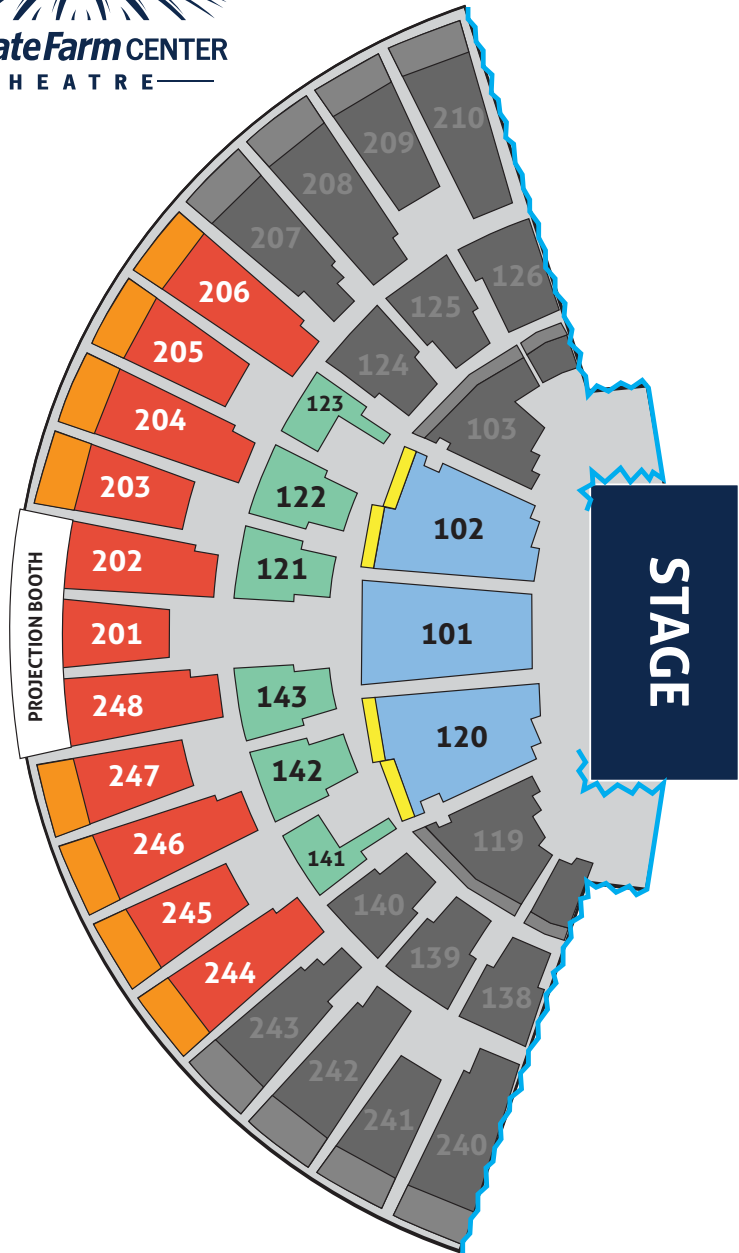


- FLOOR SEATING - 590
- 100 LOWER LEVEL SEATING - 1,639
- 100 UPPER LEVEL SEATING - 1,043
- SUITES
- PATIO - 75
- 200 LOWER LEVEL SEATING - 4,334
- 200 UPPER LEVEL SEATING - 1,248
- WHEELCHAIR



# BROADWAY CONFIGURATION

TOTAL CAPACITY: 3,670

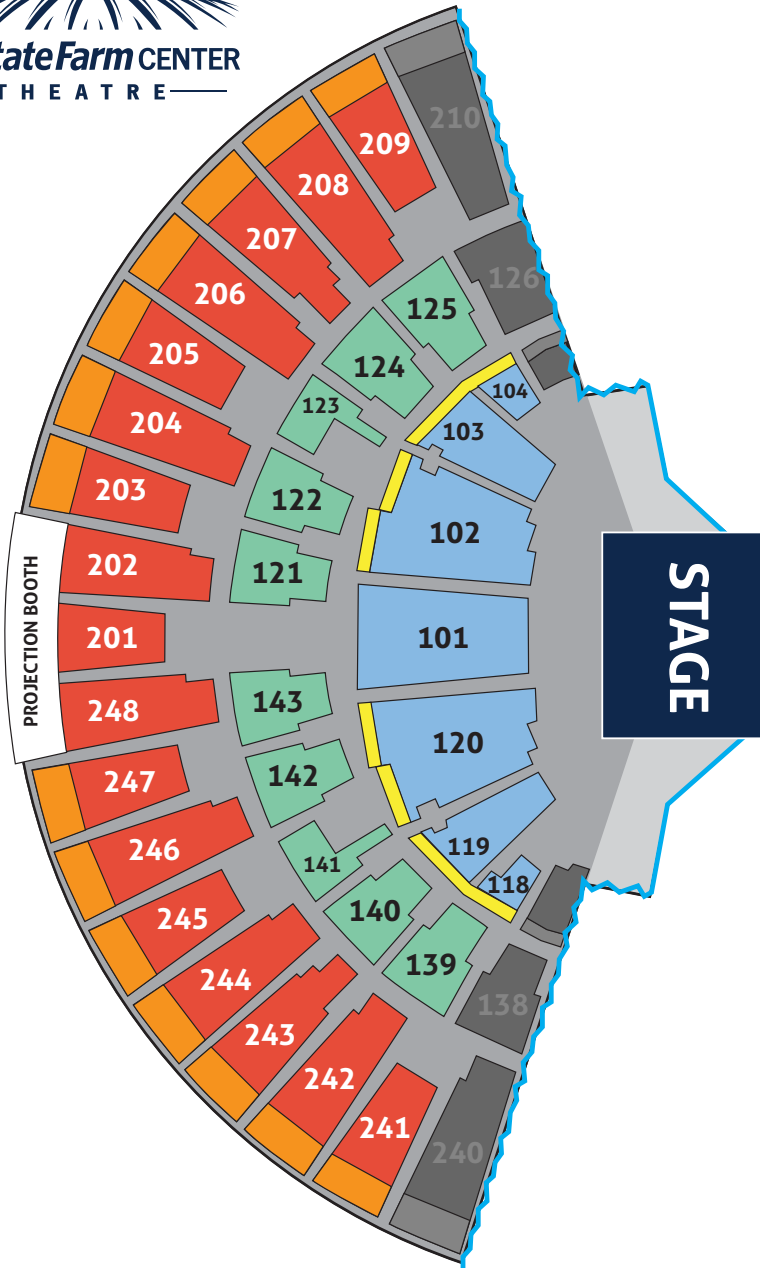



- 100 LOWER LEVEL SEATING - 758
- 100 UPPER LEVEL SEATING - 610
- 200 LOWER LEVEL SEATING - 1,860
- 200 UPPER LEVEL SEATING - 442
- WHEELCHAIR
- CURTAIN



# THEATER EXPANDED CONFIGURATION

TOTAL CAPACITY: 5,717

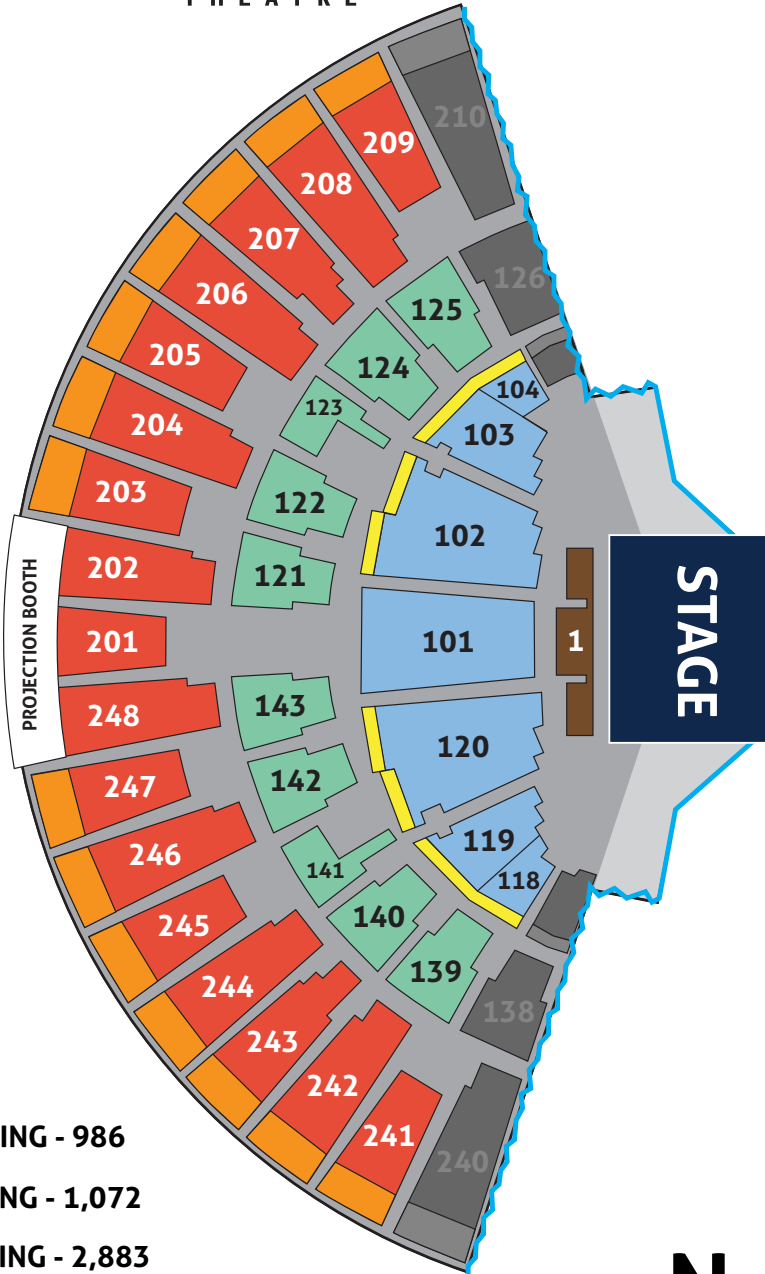









- 100 LOWER LEVEL SEATING - 986
- 100 UPPER LEVEL SEATING - 1,072
- 200 LOWER LEVEL SEATING - 2,883
- 200 UPPER LEVEL SEATING - 776
- WHEELCHAIR
- CURTAIN



# THEATER EXPANDED CONFIGURATION WITH FLOOR

TOTAL CAPACITY: 5,833



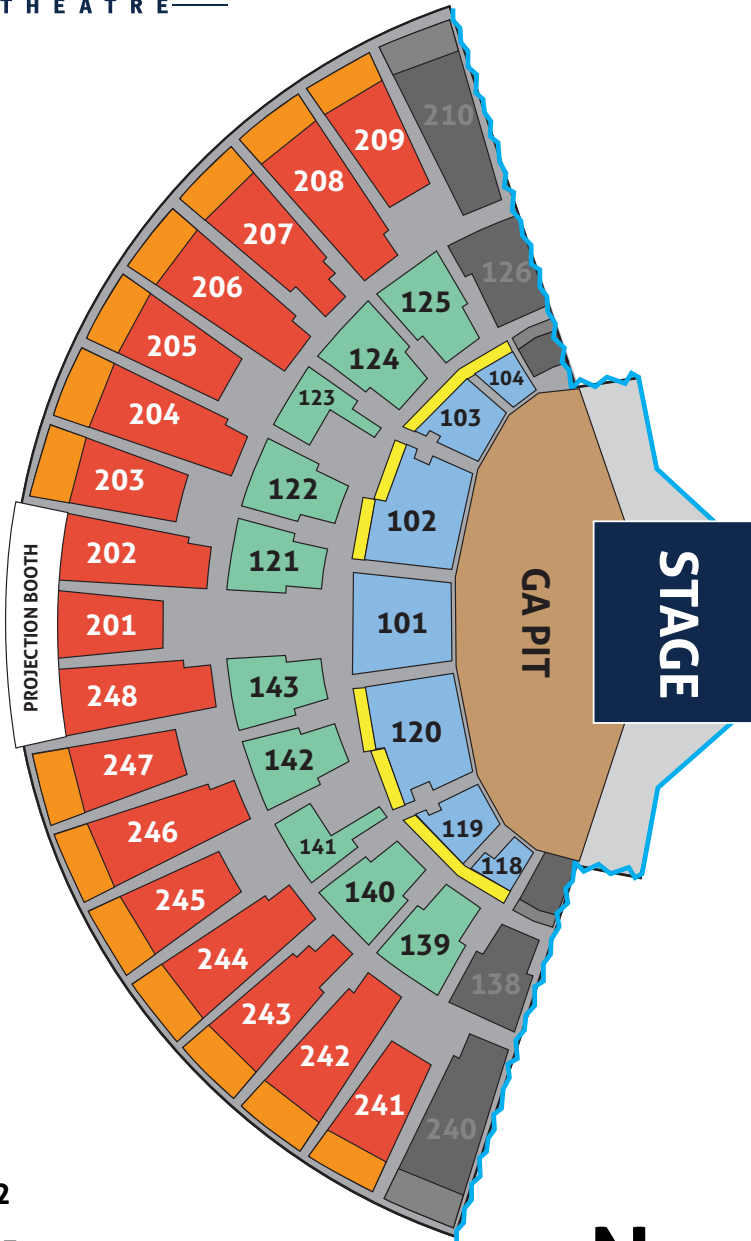
-  FLOOR - 116
-  100 LOWER LEVEL SEATING - 986
-  100 UPPER LEVEL SEATING - 1,072
-  200 LOWER LEVEL SEATING - 2,883
-  200 UPPER LEVEL SEATING - 776
-  WHEELCHAIR
-  CURTAIN





# THEATER EXPANDED GA FLOOR CONFIGURATION

TOTAL CAPACITY: 6,089

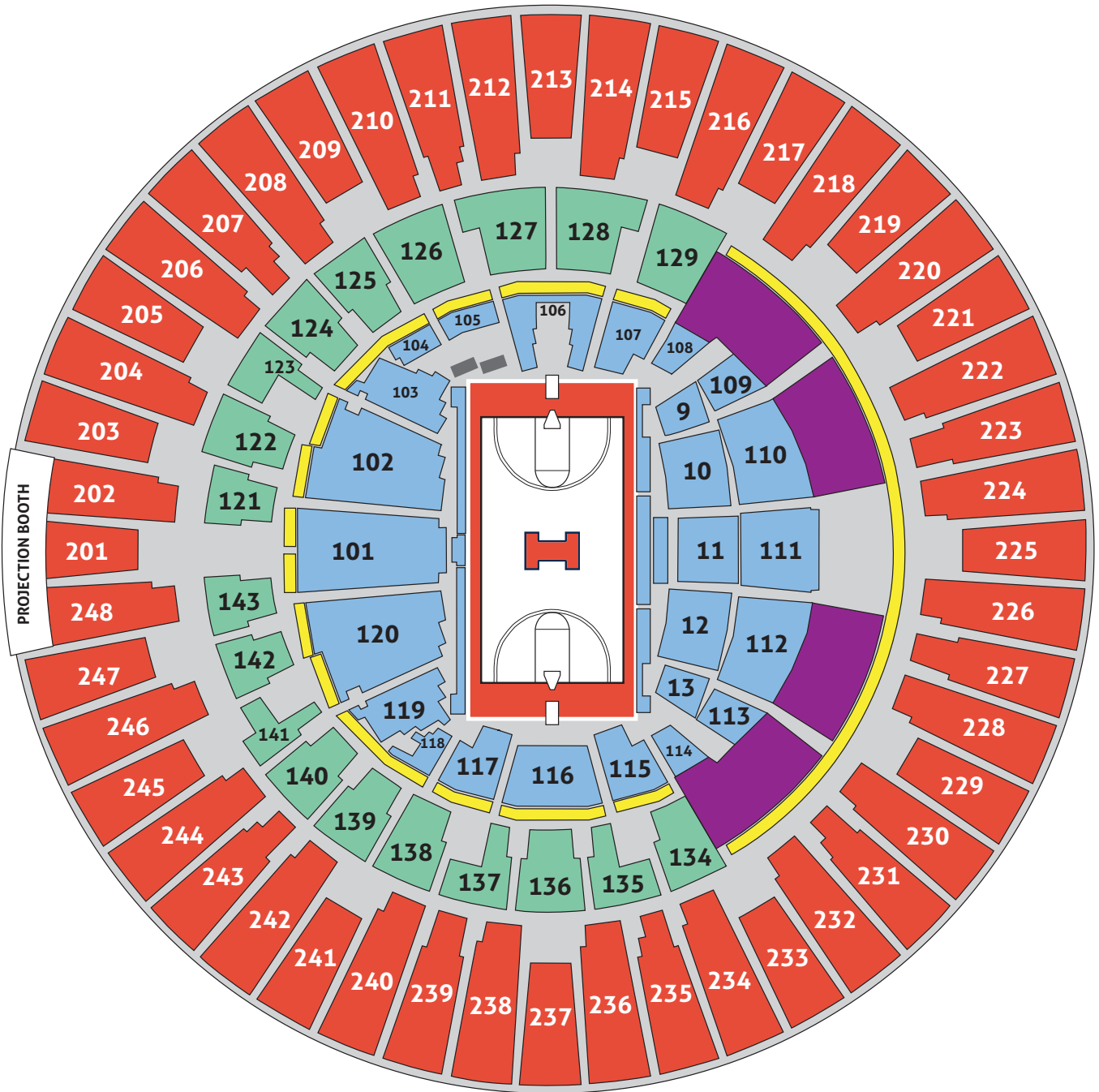


- GA PIT - 958
- 100 LOWER LEVEL SEATING - 400
- 100 UPPER LEVEL SEATING - 1,072
- 200 LOWER LEVEL SEATING - 2,883
- 200 UPPER LEVEL SEATING - 776
- WHEELCHAIR
- CURTAIN



# BASKETBALL CONFIGURATION

TOTAL CAPACITY: 15,490

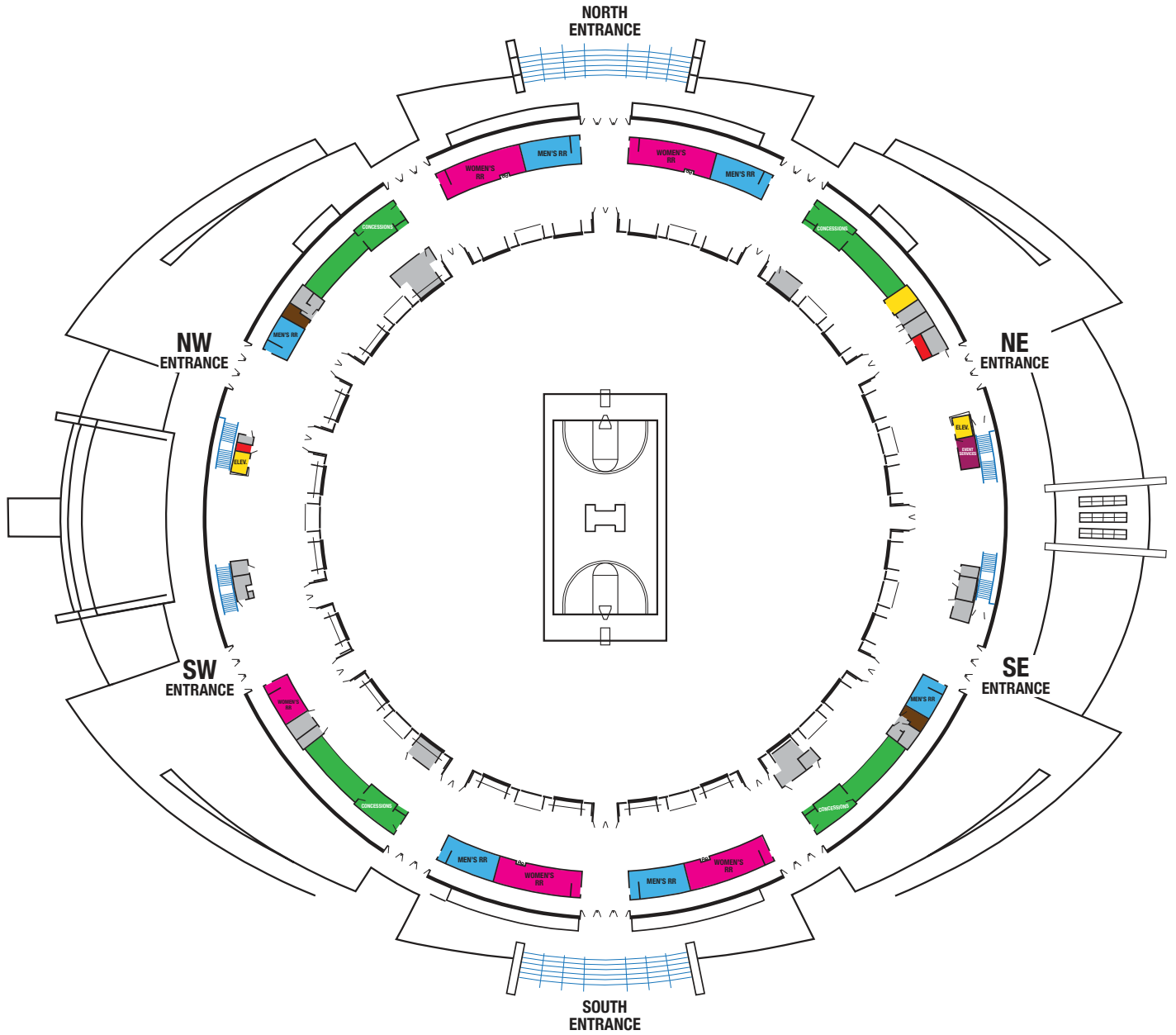


- 100 LOWER LEVEL SEATING - 2,836
- 100 UPPER LEVEL SEATING - 1,712
- SUITES - 190
- 200 LEVEL SEATING - 10,482
- WHEELCHAIR - 270



# BUILDING MAPS

## UPPER

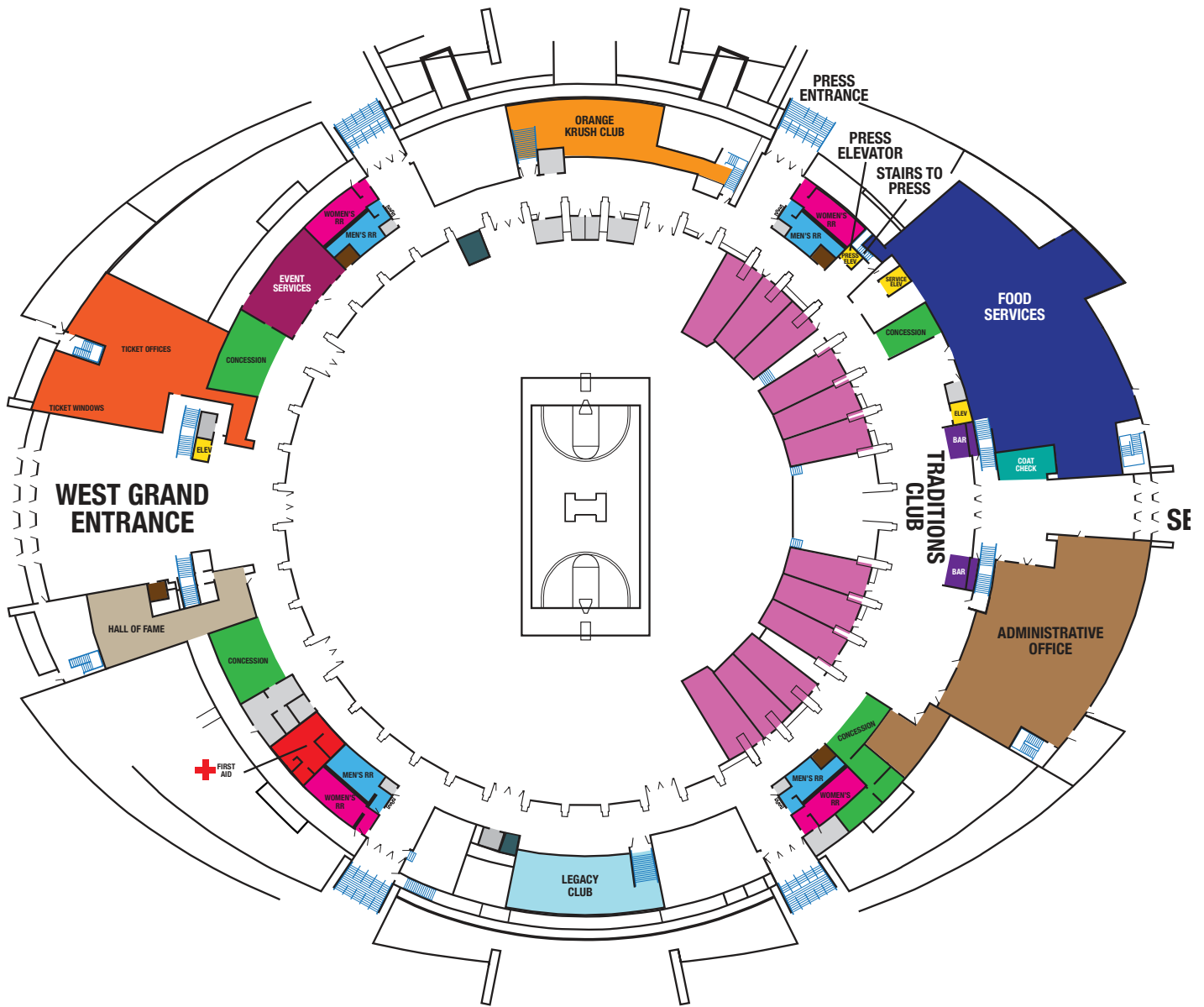




















- CONCESSION
- MEN'S RESTROOM
- WOMEN'S RESTROOM
- ALL GENDER RESTROOM
- SECURITY
- ELEVATOR
- EVENT SERVICES



# BUILDING MAPS

## CLUB

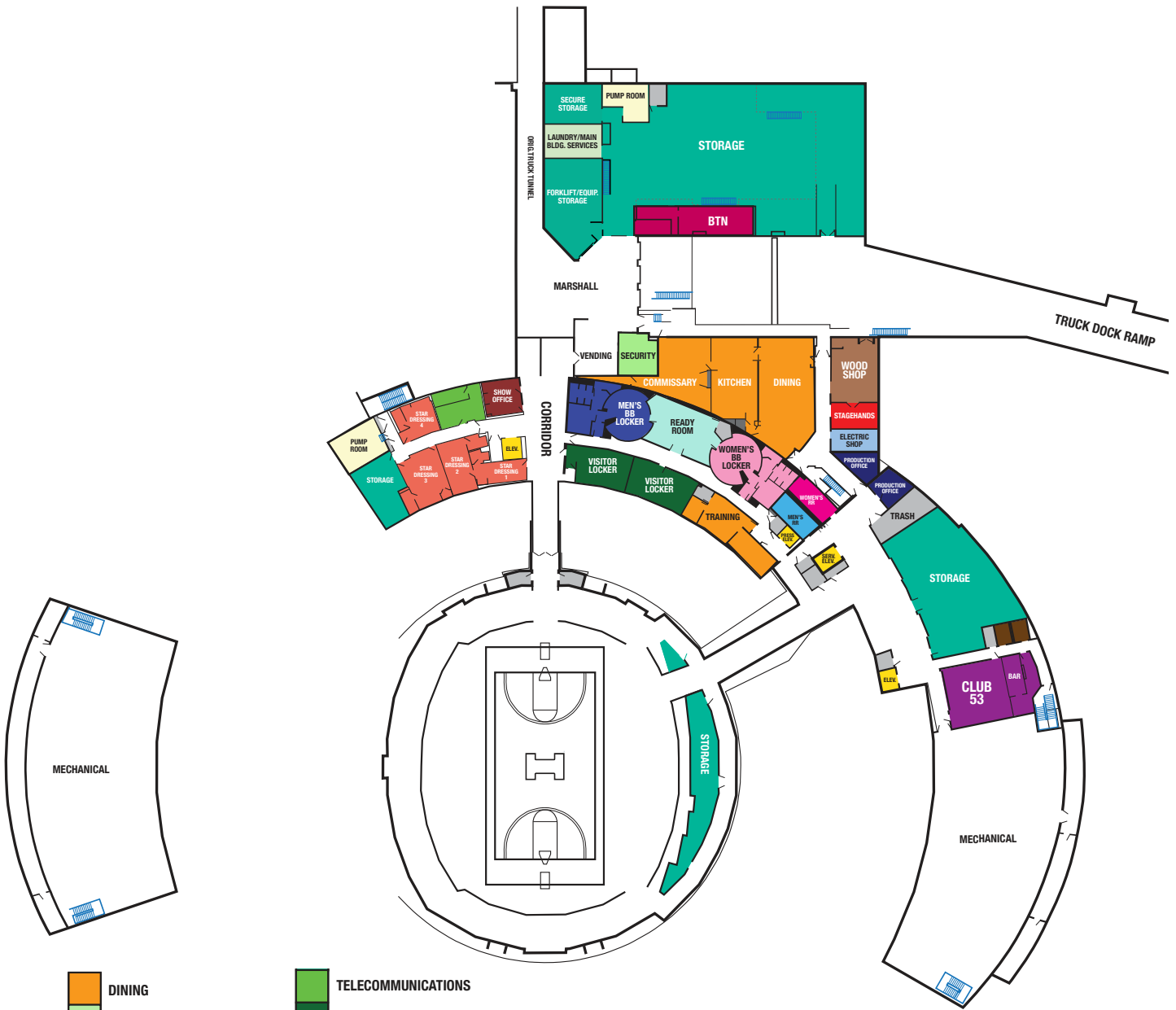


- |   |                       |   |                          |
|---|-----------------------|---|--------------------------|
|  | EVENT SERVICES        |  | WOMEN'S RESTROOM         |
|  | FOOD SERVICES         |  | ELEVATOR                 |
|  | ADMINISTRATIVE OFFICE |  | TICKET OFFICE            |
|  | SUITES                |  | STAIRS                   |
|  | MERCHANDISE           |  | GUEST SERVICES/FIRST AID |
|  | COAT CHECK            |  | HALL OF FAME             |
|  | BAR                   |  | LEGACY CLUB              |
|  | CONCESSION            |  | ORANGE KRUSH CLUB        |
|  | ALL GENDER RESTROOM   |   |                          |
|  | MEN'S RESTROOM        |   |                          |



# BUILDING MAPS

## EVENT



- DINING
- SECURITY
- CLUB 53
- ALL GENDER RESTROOM
- MEN'S RESTROOM
- WOMEN'S RESTROOM
- PRODUCTION OFFICE
- ELEVATOR
- ELECTRIC SHOP
- STAGEHANDS
- WOOD SHOP
- STAIRS
- STORAGE

- TELECOMMUNICATIONS
- VISITOR LOCKER
- MEN'S BASKETBALL LOCKER
- WOMEN'S BASKETBALL LOCKER
- READY ROOM
- TRAINING ROOM
- STAR DRESSING ROOMS
- SHOW OFFICE
- BTN
- LAUNDRY/MAIN BUILDING SERVICES
- PUMP ROOM

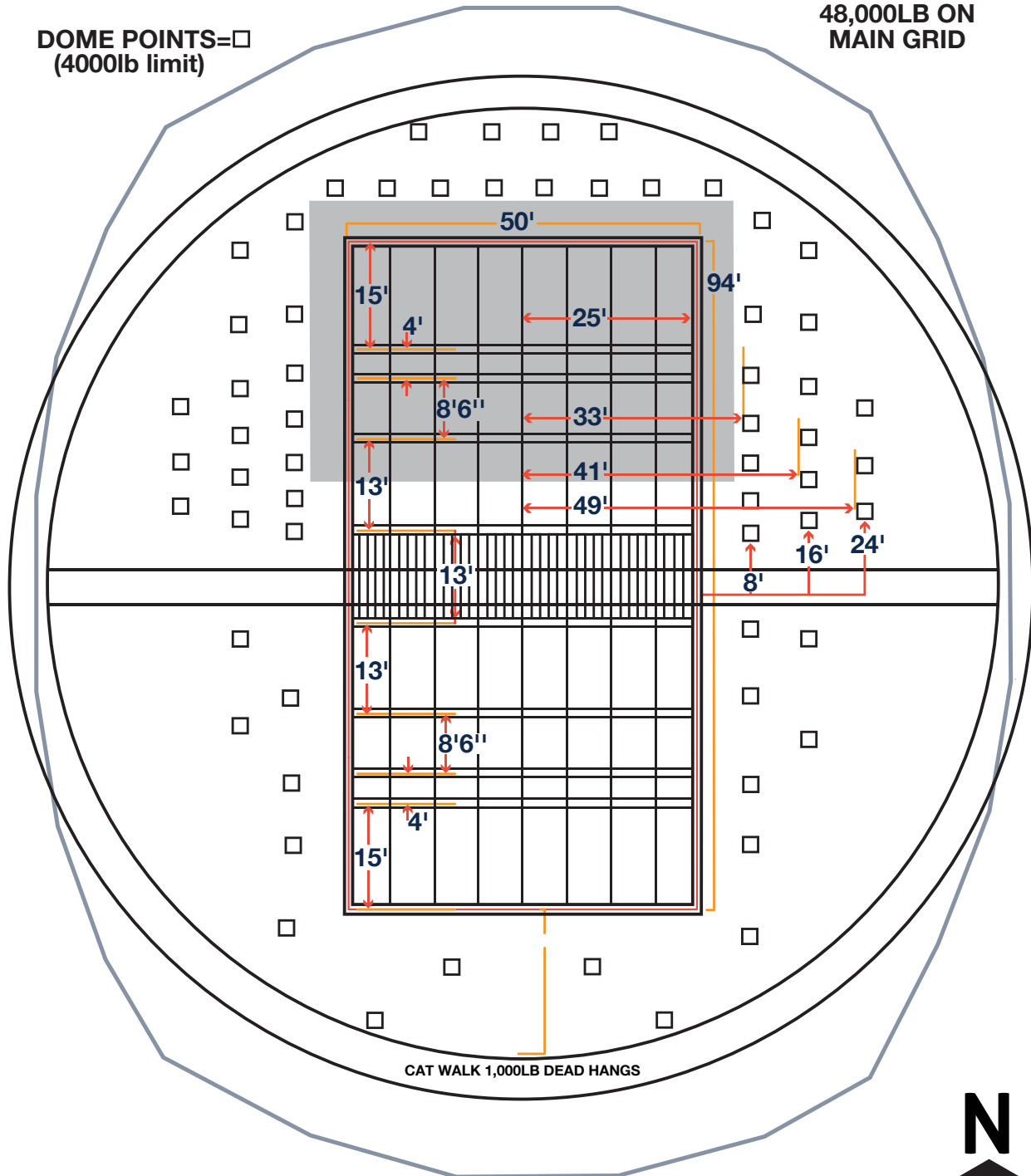


# GRID RIGGING

## 50'X94'

DOME POINTS=□  
(4000lb limit)

48,000LB ON  
MAIN GRID




CAT WALK 1,000LB DEAD HANGS



# LINESET SCHEDULE

LS	POSTITION	SHOW DESIGNATION	DESCRIPTION	CAPACITY LB.	SPEED/FPM	NOTES
0	00'-00"		Grand Traveler	3000	20	
1	00'-00"		Blue Border	3000	20	
2	2'4"		#1 Electric	1500	40	
3	4'6"			600	180	
4	5'5"			550	180	
5	6'5"			600	180	
6	7'5"		House Border	650	180	
7	8'5"		#1 House Leg	1300	170	
8	10'3"		#2 Electric	1500	40	
9	11'11"			650	180	
10	12'11"			650	180	
11	14'2"			650	180	
12	14'11"		House Border	650	180	
13	15'9"		#2 House Leg	1300	170	
14	18'		#3 Electric	1500	40	
15	19'11"			700	180	
16	21'2"			700	180	
17	22'6"		House Border	650	180	
18	24'5"		#3 House Leg	1300	170	
19	26'4"		#4 Electric	1500	40	
20	27'9"			700	180	
21	28'8"			650	180	
22	29'8"			650	180	
23	31'2"		House Border	650	180	
24	32'3"		#4 House Leg	1300	170	
25	34'3"		#5 Electric	1500	40	
26	35'8"			700	180	
27	37'9"			600	180	
28	39'3"			650	180	
29	40'9"			550	180	
30	43'		House Black Cyc	2000	20	
31	DS - US 32' off CL		SL Electric	1500	40	
32	DS-US 32' off CL		SR Electric	1500	40	

# LINESSET SCHEDULE





# SHOW POWER

60A  
208V  
3 Phase  
NEMA 18-60R  
or Tails

LOAD IN

RAMP

APPROX 75' - 100'  
TO STAGE  
LEFT OR RIGHT

APPROX 75'-100'  
TO STAGE

P1

800A Feeder, 3 Phase 208V  
Camlocks or Tails

2-208V, 400A, 3 Phase Breaker

2-208V, 200A 3 Phase Breaker

P2

800A Feeder, 3 Phase 208V  
Camlocks or Tails

2-208V, 400A, 3 Phase Breaker

2-208V, 200A 3 Phase Breaker

P3

1-208V, 400A 3 Phase Breaker  
Camlocks

P4

1-200A, 208V 3-Phase Breaker  
Camlocks

FOH

60A  
208V  
3 Phase  
NEMA 18-60R  
or Tails





State Farm Center // University of Illinois // 1800 South First Street // Champaign, IL 61820  
Phone: 866-ILLINI-1 and 866-455-4641  
[www.statefarmcenter.com](http://www.statefarmcenter.com)