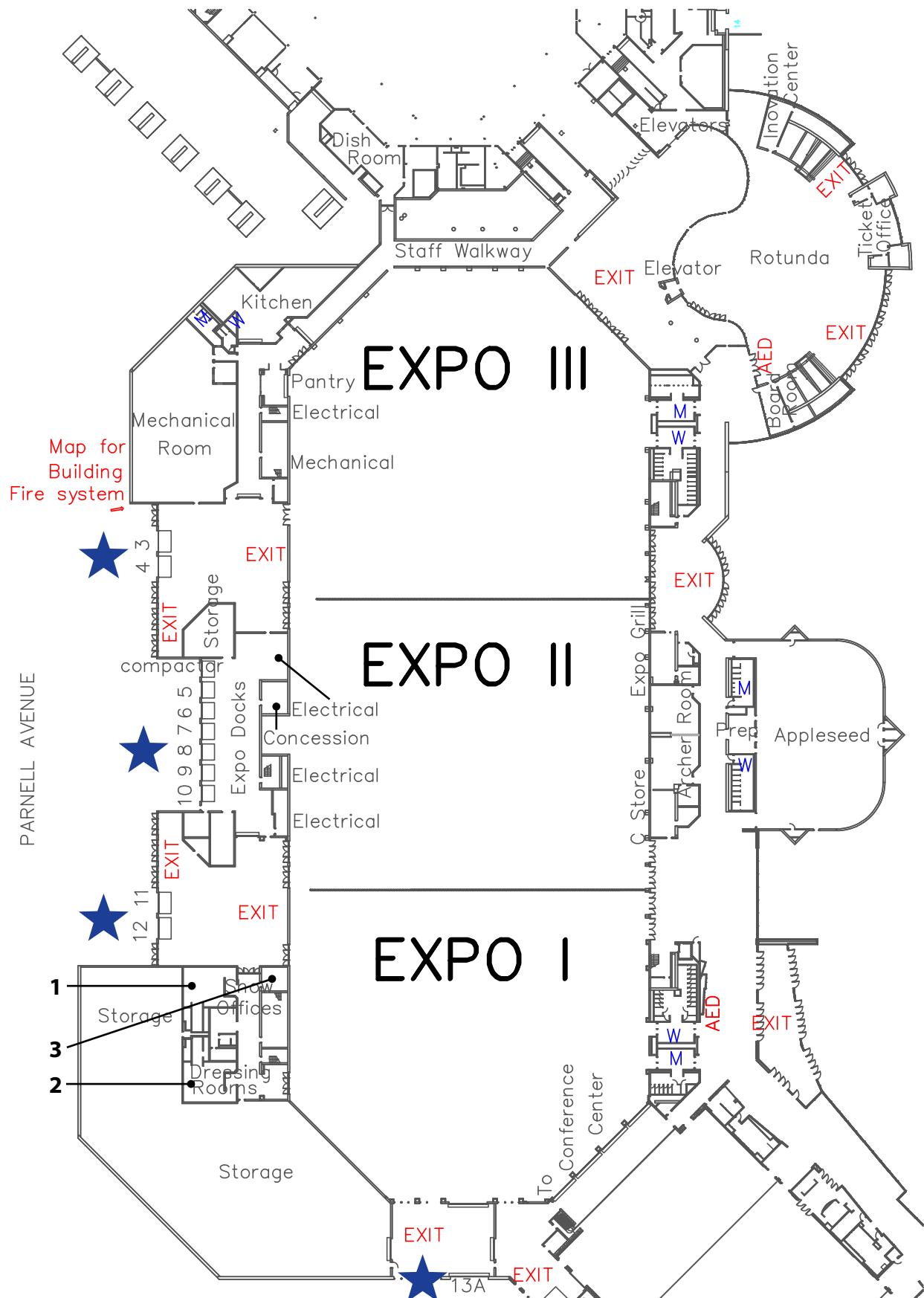


EXPO CENTER



Load In

- Docks 3-13; 15 and 16 to Expo IV
- Trucks can stay at docks 5-10
- Ramp Off Truck: Yes - direct access to floor
- Ability To Drive Into Building: Docks 3 and 4, 11-13, 15 & 16 (11' Clearance)
- Additional Truck Parking: Adjacent to Docks 3-12; Abundant Off-Street Parking
- Marshalling Area/Bus Parking: 400 amp of shore power available
- Shore Power available at docks: 100 amp

Docks 3-12



Docks 3 & 4



Docks 5-10



Inside Docks 5-10



Docks 11 & 12



Dock 13A (South End of Expo)



Capacities/Set-Ups

Maximum Capacity

Concert/Theatre: 1,000-7,000

Banquet: 5,000


Classroom: 3,000

Total Dimensions

540' x 200'

Square Footage

108,000 sq. ft. (Divisible into 3 separate spaces)



Capacities/Set-Ups

TRADE SHOW



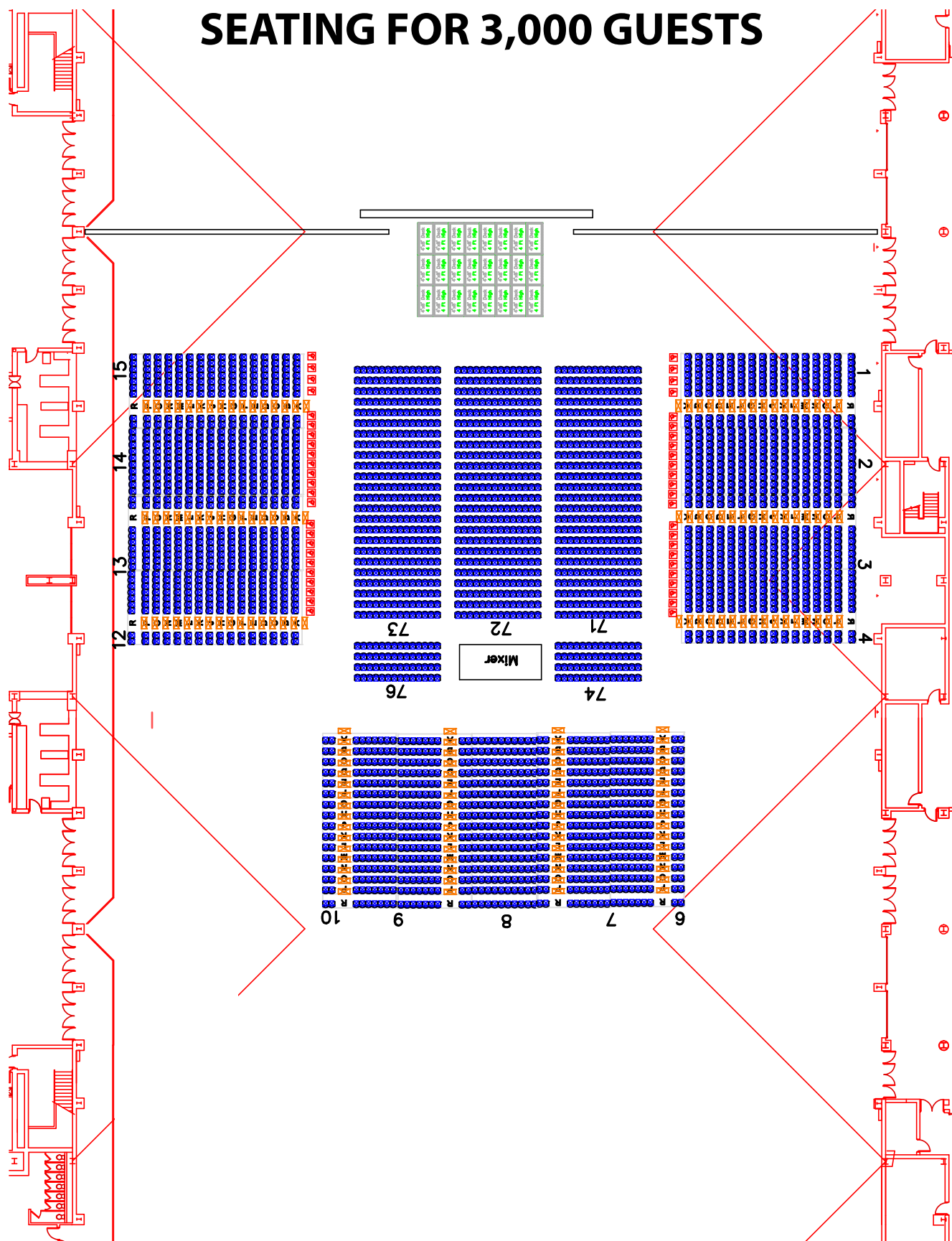
MEETING/BANQUET



Four large overhead doors located on the south side of the room open to allow the Expo Center and Conference Center to work as one contiguous space, with 130,000 square feet.

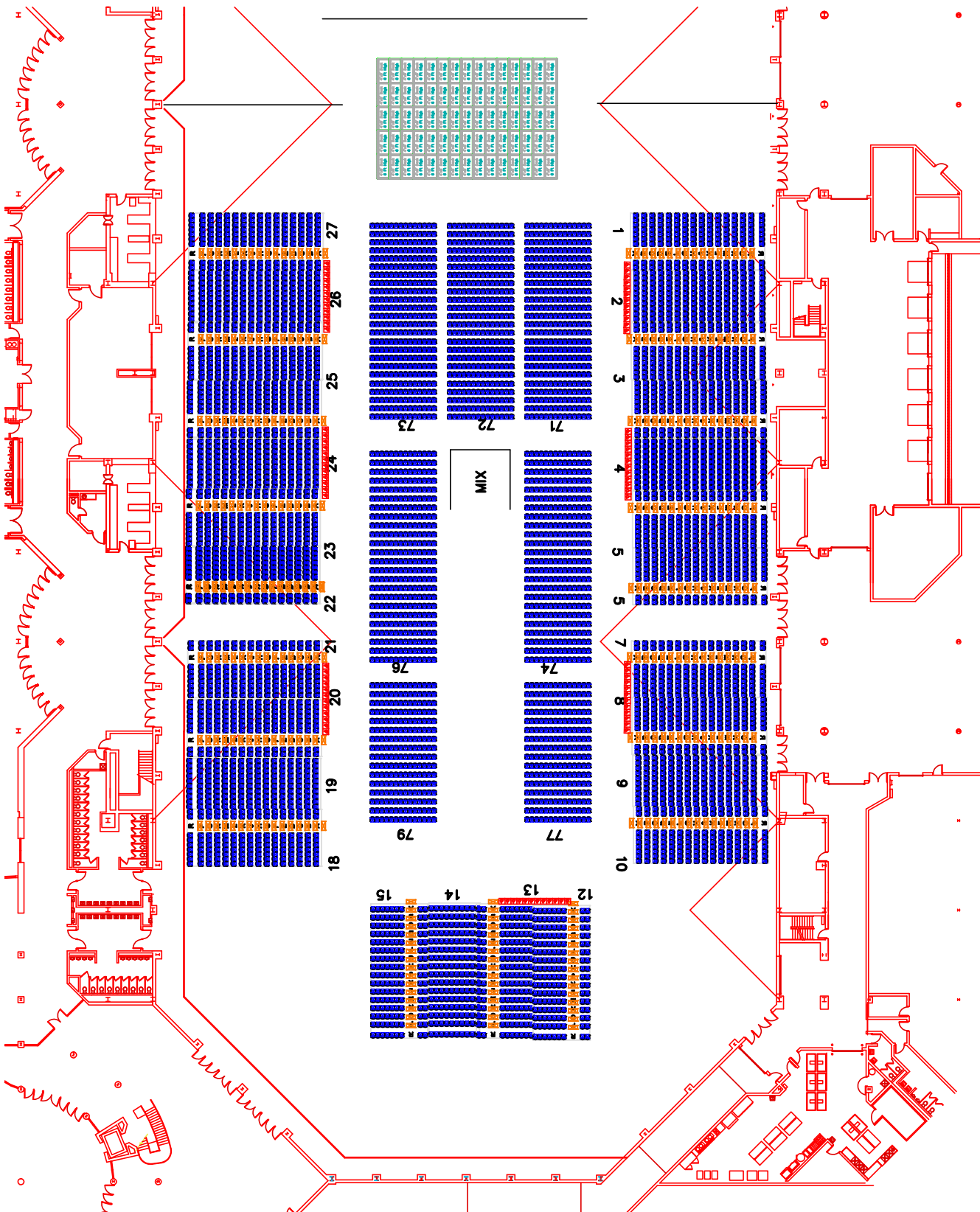
REVISED 03/23/20

26



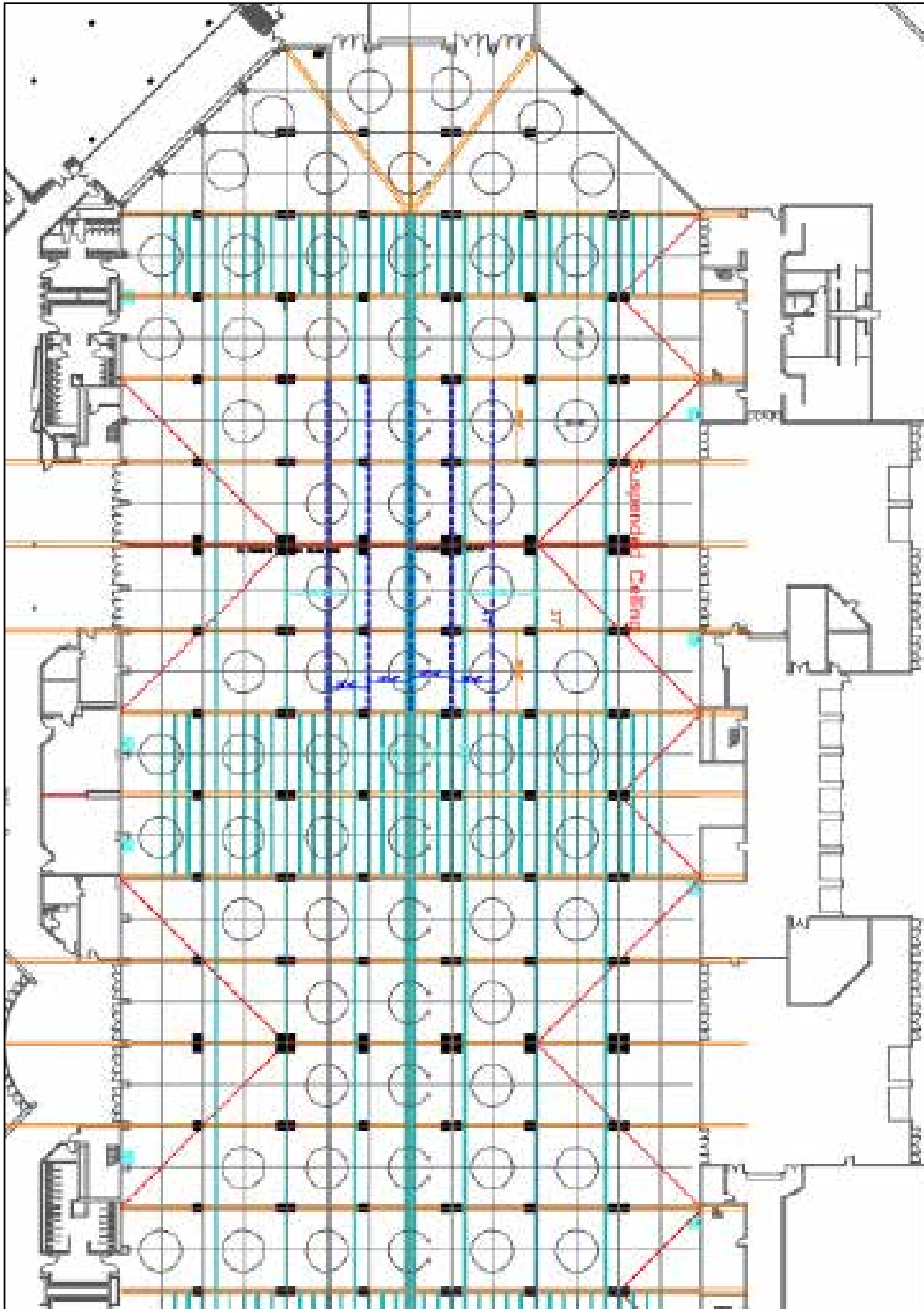
Seating Chart Sample: Expo Center

SEATING FOR 6,000 GUESTS



Rigging

- 2,000 lb. limit per point without bridle
- 8 I-beams center and every 15' stage right and left
- 38' to truss - floor to beam
- 47' to rigging steel (grid to hang from)
- 20 beam claps available



Power

- Stage Right (75') (2) 600 amp 3ph
- Stage Right (75') (1) 400 amp 3ph
- Stage Right (75') (1) 200 amp 3ph

60 amp 3ph - every 30' throughout floor

Staging

STAGE RIGHT STAGING

- Maximum Size 80' x 40'
- Height 4' x 6'
- Weight Restrictions 125 lbs per sq ft.
- Steps 4
- Handrails Yes
- Toe Rail Yes
- Skirting Yes

BARRICADE

Staging Concepts 176' Blow Through Barricade with 2 Inside and 2 Outside Corners.

RISERS

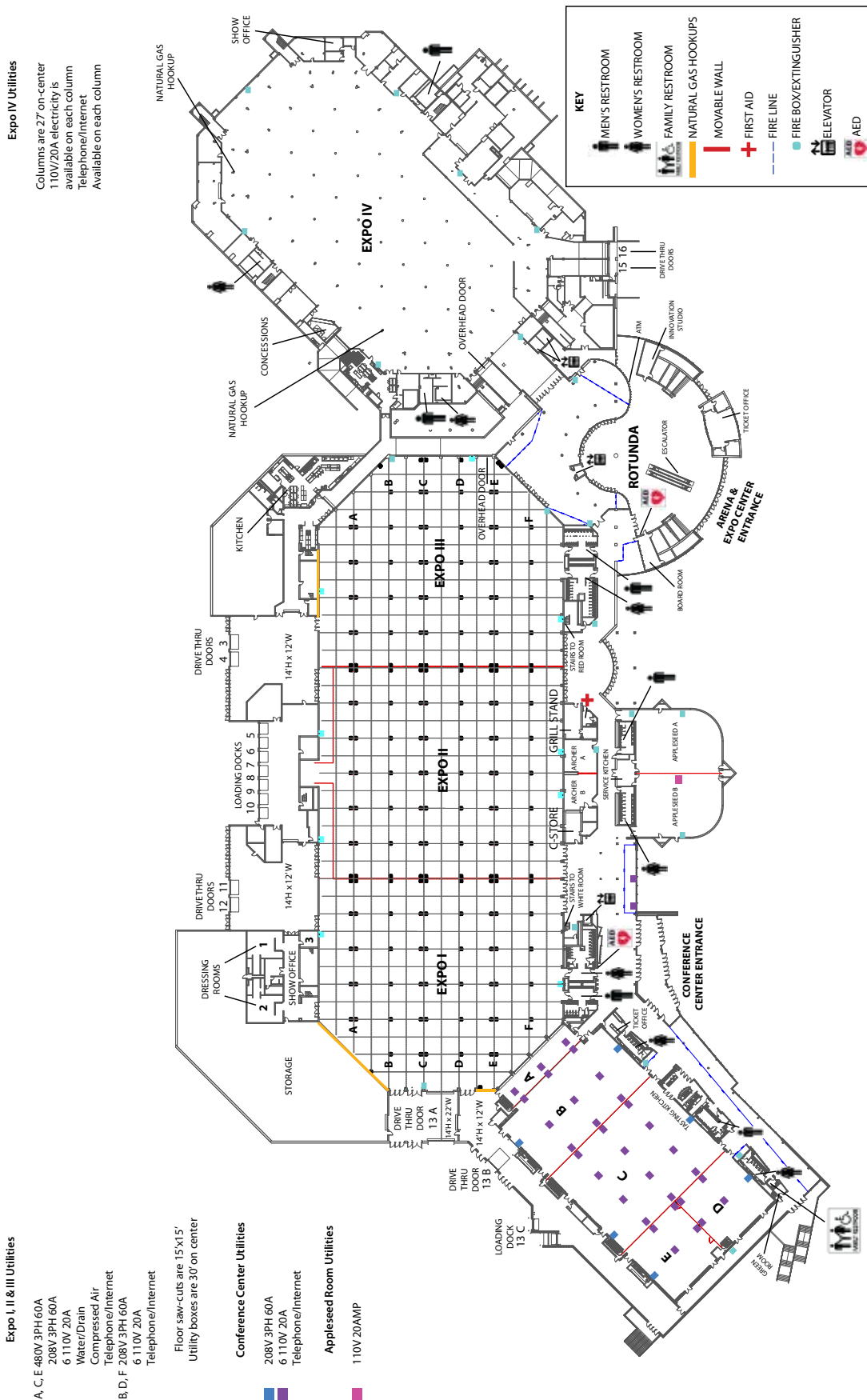
Available: 48" x 4'

STAGE WINGS

Available: 16' x 24'

(Same staging amenities as Arena)

First Floor Master Plan



Equipment

Spotlights

- (2) Movable Xenon Super Troupers
- (2) Movable Lycian 400

Intercoms

Clear-Com available with cable at all spot locations

Forklifts

- | | | | |
|--------------------|-----------|-----------------|-----|
| • (1) Nissan 7000# | 12' Reach | Fork Extensions | Gas |
| • (3) Nissan 5000# | 12' Reach | Fork Extensions | Gas |
| • (1) Nissan 3000# | 14' Reach | Fork Extensions | Gas |

Telecommunications

- Telephone lines, internet hookups or other specialty requirements can be made through the Information Technology Department.
- Rates are based on usage.

Dressing Rooms & Offices



Chorus Size Dressing Room #1

- 846 sq. feet
- 100' Stage Left
- Bathroom & Shower Included



Chorus Size Dressing Room #2

- 816 sq. feet
- 100' Stage Left
- Bathroom & Shower Included

Dressing Room #3 available



Expo Center Show Office

- 459 sq. feet
- 100' Stage Left
- Connection To Second Show Office
- Lockable Storage Room
- Leather Couches
- Office Desk and Chair
- Bathroom and Shower