



# peacock theater

## Venue & Technical Information

777 Chick Hearn Court  
Los Angeles, CA 90015

Located at L.A. LIVE, across the street from Crypto.com Arena

## **TABLE OF CONTENTS**

Address and Contact Information	<a href="#">3</a>
Loading Dock and Parking	<a href="#">4</a>
Power	<a href="#">5</a>
Rigging	<a href="#">5</a>
General Stage Info (Dimensions, Soft Goods, Risers, Orchestra Equipment)	<a href="#">6</a>
Lighting	<a href="#">8</a>
Sound	<a href="#">10</a>
Video Production and Broadcast Facilities	<a href="#">11</a>
Stage Crew Info	<a href="#">12</a>
Fire and Life Safety	<a href="#">12</a>
Dressing Rooms	<a href="#">13</a>
VIP Spaces and Meeting Rooms	<a href="#">15</a>
Guest Services and Seating	<a href="#">16</a>
Media and Filming	<a href="#">17</a>
Emergency and Medical Services	<a href="#">18</a>
L.A. LIVE Info (Restaurants and Entertainment Info)	<a href="#">18</a>
Amenities near L.A. Live (Lodging, Restaurants, Coffee)	<a href="#">19</a>

## **APPENDIX SECTION WITH MAPS AND DRAWINGS**

Parking Map	<a href="#">20</a>
Seating Map	<a href="#">21</a>
Truck and Bus Parking Map	<a href="#">22</a>
Dressing Room Layout	<a href="#">23</a>
LA Live Campus Map	<a href="#">24</a>

Additional drawings are available by contacting the venue Production Managers

## **ADDRESS AND CONTACT INFORMATION**

### **Mailing and Physical Address**

777 Chick Hearn Ct.  
Los Angeles, CA 90015  
213.763.6000 MAIN  
213.763.6001 FAX

### **Contacting Peacock Theater**

President, Crypto.com Arena, Peacock Theater	Lee Zeidman 213.742.7255 <a href="mailto:Lzeidman@aegworldwide.com">Lzeidman@aegworldwide.com</a>
Sr. VP. Operations & Event Production	David Anderson 213.763.6077 <a href="mailto:danderson@aegworldwide.com">danderson@aegworldwide.com</a>
VP, Events	Michael Gerber 213.763.6018 <a href="mailto:mgerber@aegworldwide.com">mgerber@aegworldwide.com</a>
Director, Production	Kyle Lumsden 213.763.6012 <a href="mailto:klumsden@aegworldwide.com">klumsden@aegworldwide.com</a>
Sr. Manager, Production	Kevin McPherson 213.763.6015 <a href="mailto:kmcpherson@aegworldwide.com">kmcpherson@aegworldwide.com</a>
Manager, Security	Rogelio Angulo 213.763.6046 <a href="mailto:rangulo@aegworldwide.com">rangulo@aegworldwide.com</a>
Sr. Manager, Guest Services	Rosa Diaz 213.763.6037 <a href="mailto:Rdiaz@aegworldwide.com">Rdiaz@aegworldwide.com</a>
Director, Operations	Eric Olson 213.763.6017 <a href="mailto:eolson@aegworldwide.com">eolson@aegworldwide.com</a>
Manager, Merchandise	Mike Lopez 213.785.2041 <a href="mailto:milopez@aegworldwide.com">milopez@aegworldwide.com</a>
Guest Services Hotline	213.763.6030
Parking Hotline	213.742.7275
Box Office	213.763.6020
AXS Ticketing	888.929.7849

### **Online Information**

This document, along with many drawings and other useful information is available online at [www.peacocktheater.com](http://www.peacocktheater.com). See appendix section for instructions or contact the Production Manager for details

## **LOADING DOCK, PARKING, AND DIRECTIONS**

<b>Loading Dock</b>	Located on Georgia Street, just north of Chick Hearn Ct. The entrance to Georgia Street is directly across the street from the entrance to the Crypto.com Arena Loading Dock and Lot 1 turnaround. Trucks must face north on Georgia Street and back into the dock through a 24' wide door. If the street is empty, a U-turn can be made to exit the dock and end up facing south. <i>(Please see parking map in appendix)</i>
<b>Parking and Delivery Access</b>	Access to the loading dock and parking needs to be arranged with production manager. Parking can be arranged as well and costs may apply.
<b>Directions to Loading Dock</b>	<p>From LAX – Take 105E to 110N. Follow signs for Pico Blvd. (Via 10W exit). Take Cherry St. to Chick Hearn Ct (11<sup>th</sup> St.) turn right. Turn Left on Georgia St. and dock will be on your right.</p> <p>From 110S – Exit on Olympic Blvd. Turn left on end of ramp (Blain St.) Turn left on 11<sup>th</sup> St. Turn left on Georgia St. and dock will be on your right.</p> <p>From 110N – Follow signs for Pico Blvd. (Via 10W exit). Take Cherry St. to Chick Hearn Ct (11<sup>th</sup> St.) turn right. Turn left on Georgia St. and dock will be on your right.</p> <p>From 10W – Take exit for 110N. Follow Signs for Pico Blvd. Take Cherry St. to Chick Hearn Ct (11<sup>th</sup> St.) turn right. Turn left on Georgia St. and dock will be on your right.</p> <p>From 10E – Take exit for 11N. Take 8<sup>th</sup> / 9<sup>th</sup> St. exit. Turn right on Flower St. Turn right on 11<sup>th</sup> St. Turn right on Georgia St. and dock will be on your right.</p>
<b>Dock Amenities</b>	Located USR of theater, enclosed, with a 30' push to stage (3) Truck/bus bays each with a dock leveler and 200 amp 3 phase, AV power.
<b>Truck/Bus Parking</b>	“Onsite” parking for trucks and buses is available on Event Deck for most engagements. The Event Deck is shared by Crypto.com Arena, Peacock Theater, and The Novo. The space is divided into parking areas and will be assigned per show. Arrangements must be made with the Production Manager, and parking costs will apply.
<b>General Parking</b>	Olympic West Lot, with 2,700 parking spaces, is located directly behind the theater and is accessible via Chick Hearn Ct. This is the closest lot to our loading dock and stage door. The Olympic East Lot, located under the Peacock Plaza. Additionally, there are 20,000 spaces within a 10-minute radius of Peacock Theater. <i>(Please see parking map in appendix section for lot locations)</i>
<b>Loading Dock Equipment</b>	(1) 2500lb capacity forklift with 3'6" forks (1) 32' Genie scissor lift (1) 19' Genie scissor lift (1) AWP 27' Genie man lift (1) Pallet jack Limited dollies and hand carts.

## POWER

<b>Show Power Cam Locs</b>	All show power cam loc stations have digital read outs for power consumption levels as well as both male and female naturals and grounds. Boxes are lockable and are located throughout the building as described below.		
Generator Dry Lines	Peacock Theater has (2) sets of generator dry lines for use. One dry line is located SR and rated for 400 amps/300 volts. The other line is located SL and rated for 200 amps/300 volts. Both services end or begin on Georgia street and can be used for temporary power tie ins. Please note that proper electrical permits will need to be pulled when using generators or temporary power outside the building.		
Lighting Power	Trap Room	(2) 200 amp	
	Stage	(2) 200 amp	US wall
		(6) 400 amp	SR
	3 <sup>rd</sup> Floor Jump	(3) 200 amp	SL
		(3) 200 amp	SR
		(1) 400 amp	SL
		(1) 400 amp	SR
	Catwalk	(8) 200 amp	
	Luxury Boxes	(4) 200 amp	1 per set of boxes
	Tech Pos. 3&4	(6) 200 amp	3 each side, above luxury boxes
Audio/Visual Power	Trap Room	(1) 200 amp	
	Loading Dock	(3) 200 amp	(1) at each truck bay
	Stage	(1) 400 amp	USC
		(2) 200 amp	SL
		(1) 200 amp	SR
	Projection Booth	(1) 200 amp	
Additional Power	Loading Dock	(1) 200 amp service for catering or bus power with these plugs. We can hot tap from this panel if needed. (3) 50-amp Hubble (Located on the west wall of dock for bus power) (5) L6-30 (208v single phase) (1) 30 amp 3 phase (6) 20 amp	
	VIP Room	(1) 200 amp (208v 3 phase) 1 <sup>st</sup> floor, SE corner	

## RIGGING

Building Load Limits	Total temporary rigging load	300,000 lbs.
	Load over ribbon grid	180,000 lbs.
	Rigging Beams	Every 10' starting at CL Beams run US to DS
	Maximum on 40' span	16,000 lbs.
Moving Gantry System	6 moving lighting/rigging gantries for use over stage and house. Dimmer racks live on gantries and power is dropped to them from show power cam loc stations. Gantries are a great way to tailor the venue lighting system to suit your needs as well as reduce crew that is needed for your event.	
	Dimension	115' long x 4' wide
	Rigging capacity	15,000 lbs. evenly distributed
	Maximum point load	4,000 lbs., excluding cantilevered
Truss	160' of 20.5" x 20.5" box black truss used for legs and valance.	
Motors	(20) ½ Ton Chain Master hoists in rolling cages used for legs and valance (8) of these motors are available when the 3 sets of house legs are hanging	

- Drape Reduction Truss** 160' of 20.5" x 20.5" box black truss used for house reduction curtain. This truss is supported by (6) 1 ton motors. Located just downstage of main cross aisle behind the mix this truss can also be used for lighting or other rigging if needed.
- Mezzanine Reduction Curtain** The Mezzanine Seating can be masked off by the curtaining system installed at that level. The curtain (which is 100% thickness, full black velour) lives on a traveler track that spans from the House Left Wall to the House Right Wall and can be closed by one person manually.

**GENERAL STAGE INFO**

- |                                |   |                                |
|--------------------------------|---|--------------------------------|
| <b>Platform Dimension</b>      | Overall Dimensions  | 175' wide x 75' deep           |
|                                | Performance Area  | 117' wide x 75' deep           |
|                                | Typical curtain opening   | 80' @ 4' from down stage edge. |
|                                | Wings SL and SR   | 30' wide x 80' deep            |
|                                | Platform height from seating  | 3'8"                           |
|                                | Platform to lowest steel  | 57'9"                          |
|                                | Platform to ribbon grid at CL   | 78' 8"                         |
|                                | Platform to rigging steel at CL   | 87'0"                          |
| <b>Additional Measurements</b> | DSC to sound mix position   | 135'                           |
|                                | DSC to lighting/projection booth  | 200'                           |
|                                | DSC to last row of seating  | 228' @ 15 Deg                  |
|                                | DSC to spot pos in catwalk  | 136' @ 30 Deg                  |
|                                | DSC to Mezz rail  | 179' @ 11 Deg                  |
|                                | DSC to first seat in pit  | 2'                             |
|                                | DSC to first seat in Orchestra  | 30'                            |
|                                | DSC to first seat in Loge   | 158'                           |
| <b>Rigging Dimensions</b>      | Stage to Gantry Beam  | 57'9"                          |
|                                | Stage to Grid Floor   | 78'                            |
|                                | Bottom of Gantry Flown Out  | 48'                            |
| <b>Platform Make up</b>        | 2x4 on 12" centers, 2 layers of ¾" plywood, 1 layer of ¾" plyon, painted flat black.  |                                |
| <b>Traps</b>                   | (50) stage traps making up almost 40'x40' in center of platform. Please contact Production Manager if traps will be needed for your show.   |                                |
| <b>Soft Goods</b>              | The stage draping can be installed to frame the stage in order to make the appearance of a smaller footprint. There is over 14,000 square feet of performance area available. (photo below) |                                |



**Main valance, hung by request only**

- (2) 24' H x 22' W borders, 50% fullness, black velour
- (2) 24' H x 42' W borders, 50% fullness, black velour
- (2) 60' H x 20' W legs, 50% fullness, black velour

**Main Curtain, lives on gantry 2 @ 5' from DS edge and is motorized**

- (2) 37' H x 60' W panels, 100% fullness, maroon velour
- (4) 37' H x 15' W legs, 100% fullness, maroon velour
- (4) 4' H x 32' W truss border, 100% fullness, maroon velour
- (1) 15' H x 60' W border, 100% fullness, maroon velour
- (2) 15' H x 30' W borders, 100% fullness, maroon velour

**Legs and Borders**

- (10) 45' H x 25' W legs, 0% fullness, black velour
- (24) 3'2" H x 32' W truss borders, 0% fullness, black velour

**Up Stage Back Drop, Traveling**

- (6) 35' H x 25' W panels, 0% fullness, black velour

**Specialty Drops**

- (1) 35' H x 70' W leno filled white cyc
- (1) 30' H x 60' W black sharkstooth scrim
- (1) 30' H x 60' W silver Austrian drop

**Additional 15oz Velour**

- (16) 16'6" H x 10' W, 0% fullness, black velour
- (4) 24' H x 14' W, 0% fullness, black velour
- (2) 24' H x 34' W, 0% fullness, black velour

**House Drape Reduction Curtain**

- (1) 49' H x 55' W, DFR 15oz Black Encore, 25% Fullness Center Drape
- (2) 49' H x 45' W, DFR 15oz Black Encore, 25% Fullness Outer Drapes
- (1) 49' H x 15' W, DFR 15oz Black Encore, 25% Fullness Drapes Over Voms

This push button system gives us the flexibility to have an Orchestra only show without seeing the manifested seats in the Loge and Mezzanine. As the below photo shows, the theater Orchestra only-set up can cut the capacity down to 4,300 seats. Please contact the Production Manager for details.



**Stage Steps**

Peacock Theater has (2) 6' wide stage steps for use. These stairs are 3'8" high and can be placed in front of the fixed stage or orchestra pit. Additional one, two and three step units for platforms and risers are available. Please contact the Production Manager for specific sizes if needed.

**Rolling Risers**

Rental of 4'x8' rolling risers can be coordinated for your event.

**Orchestra Pit Lift**

There is a three-section gala lift, down stage of the main stage. The lift can be used as stage extension, seating, lowered for Orchestra, and used as an



elevator for large equipment to dressing rooms and trap room. It has a capacity of 10,000 lbs. per section. The side sections are 18'5" wide x varied 11' to 4' long from the down stage edge. The length varies from 11' to 4' due to the curve in the pit. The center section is 19' wide x 11' long from the down stage edge. All three sections put together are 56' wide x varied 11' to 4' long from the downstage edge.

- Orchestra Equipment
- (80) Black orchestra chairs
  - (50) Manhasset music stands
  - (50) Music stand clip lights with proper cable
  - (1) Conductor podium 4'x4'
  - (1) Conductor music stand

Backline Equipment Peacock Theater can coordinate rental of backline for your event if needed. Please contact Production Manager for details.

### LIGHTING

Lighting/Projection Booth Lighting booth is located at back of loge level 200' from down stage edge of stage. This 8' x 32' room has 200 amp, 3 phase power and interconnectivity to the building through media panels (described in Video section below)

Lighting Snake Pull 350' from DSR to lighting booth. Use of our house DMX Fiber network is suggested.

Control (2) Whole Hog 4 lighting consoles (1) Large Playback Wing

- Dimming
- (14) 48 Channel reconfigurable Strand Lightrack dimmer/distro packs. Each dimmer rack has 4 slots for any combination of the modules below.
  - (32) 12 Channel 110 V solid state dimmer modules
  - (18) 12 Channel 208 V Distro
  - (1) 12 Channel 120V Distro

- Lighting Inventory
- (42) VL3000Q Spots, 6 used as floor lights
  - (38) VL3500 Wash, 6 used as floor lights
  - (24) Source 4 Pars on racks of 6,
  - (71) 5 Deg Source 4 Ellipsoidal
  - (51) 10 Deg Source 4 Ellipsoidal
  - (28) 19 Deg Source 4 Ellipsoidal
  - (6) 26 Deg Source 4 Ellipsoidal
  - (6) 50 Deg Source 4 Ellipsoidal

Lighting/Power Cable Feeder 4/0  
 (1) 100', 50', 25', & 10'

- Soco
- (14) 150'
  - (2) 100'
  - (12) 50'
  - (16) 25'
  - (11) 15'
  - (17) 10'
  - (17) 5'

- 208 Cable (L620)
- (9) 100'
  - (6) 50'
  - (19) 25'
  - (22) 15'
  - (22) 10'
  - (21) 5'
  - (10) Soco break outs to 208 (L620)



110 Cable (L520)  
 (13) 100'  
 (12) 25'  
 (25) 10'  
 (22) 5'  
 (8) Soco break outs to 110 (L520)

110 Cable (Standard Edison)  
 (6) 100'  
 (6) 50'  
 (6) 25'  
 (10) 10'

DMX Cable (5 Pin)  
 (5) 100'  
 (4) 50'  
 (32) 25'  
 (1) 15'  
 (12) 10'  
 (41) 5'

Cat 5 Cable  
 (7) 100'  
 (8) 50'  
 (4) 25'  
 (5) 10'

Additional Lighting Equipment (1) 200 Amp power distro for bus tie ins  
 (50) Music stand clip lights with proper cable  
 (4) 50' wire rope ladders

Spot Lights (6) Lycian 3KW long throw

Haze (2) DF-50 Hazers with fans

**SOUND**

Sound Mix Sound Mix platform is located at the back of the Orchestra Level and is on a movable gala lift. This 9'x 20' space is located 135' from the down-stage edge.

House Sound System JBL Vertec Rig featuring Crown HD 12000 amps with series 5 Presets. Left and Right (14 Box 4889's) main flown arrays 26.5' in each direction of the CL, 2 (11 Box 4880A Sub Arrays, In Cardioid Mono) center hung on the CL, and 2 out fill (Mono or Left / Right) (7 Boxes 4889's) 45' off of the CL left and right arrays. Additionally, there are stage stacked subs (8 4880A Cardioid per side), front fills (6 4887 Mono), two delay rings, VIP box speakers, and a full monitor system. The main PA trims at 30ft from the audience floor and the sub arrays at 38ft from the audience floor.

Control (2) Avid Venue Profile sound consoles

Speakers (28) 4889's, 14 per side, main left and right arrays (26.5' from CL)  
 (14) 4889's, 7 per side, out fill left and right arrays (14' from main hang)  
 (22) 4880a's, 11 per side, for 2 center sub arrays  
 (16) 4880a's, 8 per side, stage stacked subs cardioid  
 (6) 4887's for stage front fills  
 (7) AC221/00's, loge delays  
 (6) PD 5212/64, mezzanine delays  
 (12) 95/28's For VIP Boxes

Amplifiers Crown 12000HD For 4889's & 4887's  
 Crown 12000HD For 4880's

	Crown CTs1200	For Mezzanine delays
	Crown CTs2000	For Mezzanine & Loge delays
	Crown CTs3000	For Mezzanine delays
Monitor Speakers	(18) 12 AM's floor monitors	
	(2) ML18's drum monitors	
	(2) 3-way side fill monitors	
	(2) 1 x 18's side fill monitors	
Monitor Amplifiers	(3) Crown IT4000's for Drum Fill (two tops and 1 sub)	
	(2) Crown IT6000's for Side Fills (4-way)	
	(13) Crown HD5000's for Wedges and Cue	
Monitor Cable	(2) 100' NL8	
	(2) 75' NL8	
	(4) 75' NL4	
	(4) 50' NL4	
	(4) 25' NL4	
	(10) 10' NL4	
	(2) 5' NL4	
Stage Power	(1) 200 amp power distro with cables and stage boxes.	
Mics	(4) Neuman KM 184	
	(4) KSM137	
	(6) AKG D5	
	(1) Shure B52	
	(1) Shure B91A	
	(1) Beyer m88	
	(6) Shure B 98A	
	(2) Shure SM81	
	(4) Shure B 58A	
	(11) Shure SM 58	
	(11) Shure SM 57	
	(4) Shure SM 58's wireless UR124D	
	(4) Shure URD Wireless, 2 dual combo units SM 58's	
	(2) Sennheiser E 835	
	(2) Sennheiser E 865 dynamic	
	(2) Sennheiser E 935	
	(6) Sennheiser E 604	
	(3) Sennheiser E 614	
	(2) Sennheiser E 902	
	(2) Sennheiser E 609	
	(4) Sennheiser 421	
	(2) Shure MX150 Cardioid Lavalier	
	(2) DPA single ear D-Fine headset	
Direct Boxes	(8) Active	
	(7) Passive	
	(2) Stereo Passive	
	(2) Radial Pro AV2	
	(2) Radial Pro D2 Stereo	
Mic Cables	(4) 100'	
	(4) 50'	
	(20) 10'	
	(2) DT 12 @ 150'	
	(2) DT 12 @ 100'	
	(4) DT 12 @ 50'	
	(16) DT 12 break outs, 8 male and 8 female	
	(8) DT 12 boxes	
	(4) Whirlwind 4-pair XLR – 50'	
	(4) Whirlwind 8-pair XLR – 50'	

Mic Stands	(18) Round base strait stands (25) Tall tripod booms (13) Mini tripod booms (5) Mini round base (table top) (2) K&M Stereo Bar
Clear Com	(16) 2 channel belt packs (4) 2 channel wireless (3) Single muff head sets (11) Dual muff head sets
Sound Snake Pull	180' from DSL to mix position (2, 8" conduits). Peacock Theater is pre-wired with a 96 channel audio snake that is routed to 5 places in the building. (Monitor world, FOH, Loading Dock, Event Deck, and patch room)
Portable PA system	(1) Mackie 1604 VLZ (1) DBX Graphic EQ (3) Mackie self-powered 15's with stands (1) Technics CD player (2) Sure UR 4 D, wireless mic

### **VIDEO PRODUCTION and BROADCAST FACILITIES**

LED Video Screens	(2) - 16' x 28.8', (16:9 aspect ratio) Mitsubishi Diamond Vision HD LED Screens hung on stage right and stage left theater walls. Actual Pixel count: 487 High by 877 Wide, 10 mm pitch Processor accepts DVI, HD-SDI, and SDI (1080i or 720p)  Video screens can be driven via In House IMAG portable switcher (See below), or any show provided fly pack. Please discuss any show provided connections before arrival as HD conversion equipment may be needed.
In House IMAG	Peacock Theater is equipped with (2) camera fly pack that can be utilized for your event. Fly pack is portable and fees may apply for rental of system as well as labor to operate cameras and switcher.
Fly Pack Tech Specs	(1) For.A HSV-100 digital video switcher, (8) HD-SDI inputs with frame sync capability and (4) HDMI inputs (2) Sony HSC300RF hard cameras with Fujinon HA66 66X long lenses (2) Sony PDW-F75 XDCAM decks, capable of playback and/or record One Aja KiPro for high definition show record to hard drive
Media Panels	There are 23 Media Panels located within the theater, 1 located on the West Garage Event Deck, and 6 located on each of the Plaza Towers. All Media Panels include a variety of connectors, in differing amounts, including SMPTE Hybrid Camera Fiber, Single Mode and Multi Mode fiber (ST Connectors), XLR Audio, DT-12 Audio, BNC Coax, Triax and Cat-5e RJ-45 ports.  AT&T provides both analog TV-1 and SDI-270 Digital Transmission Service from the Truck Dock, Event Deck and Plaza Patch Room. AT&T can configure circuits to order. AT&T also offers SM Fiber Transmission circuits available to handle large broadcast events as necessary.  Signal flow from the theater and event deck passes directly to the Broadcast Patch room located in the loading area near stage right. Signals passing from the Peacock Square pass through the Patch room and P1 Patch room to connect to the theater.

## **STAGE CREW INFO**

Stage Crew	Peacock Theater is an I.A.T.S.E. local #33 signatory and abides by a negotiated contract.
Work Assignments	<p><b><u>Carpentry</u></b> department duties include, but are not limited to, the assembling of scenery, risers, staging, truss and scaffolding, hanging of all scenery, drapery and projection screens.</p> <p><b><u>Electric</u></b> department duties include, but are not limited to, the hanging and focusing of lighting equipment, power tie-in and distribution, and generator related duties.</p> <p><b><u>Properties</u></b> department duties include, but are not limited to, backline equipment, confetti, show related floor covering, and show provided dressing room equipment and furniture, and the cleanliness of the stage area. Properties also include Pyro, lasers, and backline.</p> <p><b><u>Sound</u></b> department duties include, but are not limited to, all aspects of sound and communications equipment. Show provided video equipment is part of the video department and is covered under the sound department.</p>


## **FIRE AND LIFE SAFETY**

Permits and Certification	Permits or certifications are required by the City of Los Angeles for specific materials and/or effects. All permit fees are the responsibility of the licensee. Please contact the Production Manager for additional information.
Pyrotechnics	A Pyro-technician must have a theatrical or special effects first class California license to discharge any pyrotechnics. The permit fee will be determined per event and the permit must be issued at least two weeks prior to the event. The Los Angeles Fire Department will require a demonstration prior to the event of any pyrotechnical devices. The demonstration will be conducted before doors of your event.
Soft Goods	Decorative materials shall be non-combustible, flame retardant, or shall be treated and maintained in a flame retardant condition by means of flame retardant process approved by the California state fire marshal in accordance with title 19, C.C. R. All soft goods must have a California seal of approval certificate indicating that they have been treated in California.
Tents/Canopies	Any enclosures must be pre-approved by LAFD and Peacock Theater.
Open Flame Devices	Open flames are not allowed in the City of Los Angeles by the LAFD. Sterno for cooking is allowed with approval from LAFD and Peacock Theater.
Lasers	A permit is required for all class III or IV lasers. Laser Variances
Animal Control	Events with animals will be required to pull appropriate permits from the Los Angeles department of animal control.
Stand-By Inspector	A Fire Marshall will be required for all public events. Additional inspectors may be required if deemed necessary by LAFD. Cost of fire inspectors will be the cost of the licensee.
Fire Marshall Approval	All events that will be placing objects or people in egress areas (i.e. lobby displays, camera operators in theater aisles, stage thrusts) will need to get approval from LAFD before the event can take place. Please contact Production Manager with any questions.

## DRESSING ROOMS

### Dressing Rooms

10 dressing rooms are located on the basement level of the theater directly below the stage and are accessible by stairs or elevators. (photo of dressing room hallway below)



Each dressing room has wireless internet, up to 4 phone lines, and 1 high speed internet line, Panasonic flat screen TV with DirecTV box, Xbox One Game Console and show feed if requested.

Each dressing room has private bathroom with shower.  
Dressing rooms 3 and 4 are connected and share a bathroom.  
Dressing rooms 7 and 8 are connected and share a bathroom.

Power limitations vary per room. Please ask Production Manager for details.

### Dressing Rooms Size

Dressing Room 1 (B106)	17' x 28'
Dressing Room 2 (B105)	17' x 20'
Dressing room 3 (B131)	10' x 17'
Dressing room 4 (B130)	7' x 13'
Dressing room 5 (B116)	15' x 20'
Dressing room 6 (B119)	15' x 20'
Dressing room 7 (B134)	7' x 13'
Dressing room 8 (B132)	10' x 17'
Dressing room 9 (B126)	9' x 12'
Dressing room 10 (B139)	9' x 12'

### Additional Rooms

Green Room (B112)	20' x 30'	Used for Artist VVIP Guests
Catering (B148)	20' x 29'	

Dressing Room 1 (photo below)



Dressing Room 2 (photo below)



Green Room (photo below)



Catering (photo below)



**Internet and Phones**

Peacock Theater has WIFI internet in all dressing rooms and production office area. If WIFI is needed in other areas, costs may apply.

All dressing rooms, meeting rooms, and VIP spaces are pre wired for phones and internet. 7 Day advanced notice needed in order to avoid late fees. Costs are below and do not include usage charges. Usage charges, plus handling fee, will be added to cost of phone line and will be charged at end of event. Additional charges may apply for addition items (additional handsets). Please contact Production Manager for details.

Telephone install rate	\$150.00 per line
Telephone install rate (6 days or less)	\$250.00 per line
Charge per line for additional days	\$35.00 per line per day
ISDN Rate (includes 2 B channels)	\$230.00 (equipment not included)
ISDN additional days	\$25.00
Dry Pair	\$100.00 per line
Duplicate Number	\$75.00 per line
1 <sup>st</sup> Internet drop	\$350.00 for first day
Additional days for 1 <sup>st</sup> internet drop	\$250.00 per day
Additional internet drops	\$75.00 per day

**Laundry**

Peacock Theater has a full-service laundry room with 2 washers and 2 dryers (non-commercial). Use of washers and dryers is complimentary.

**Tunnel to Crypto.com Arena**

Dressing room level connects to basement lobby as well as a tunnel that connects the theater to Crypto.com Arena. Tunnel provides access to loading area of the arena for overflow of back of house needs as well as additional talent entrance points if needed. Please contact Production Manager for additional details.

Furniture and Equipment

**Tables**

- 8' folding tables
- 6' folding tables
- 72" round tables
- high top tables
- Coffee/end tables

**Couches/Chairs**

- Blue Clarin folding chairs
- High top stools
- 3 person couches
- 2 person love seats
- Lounge chairs
- Rolling dressing room/make up chairs
- Black bar stools

**Equipment**

- Floor lamps
- Clothes steamer
- Irons
- Ironing boards
- Full length mirrors
- Rolling clothes racks

**Pipe and Drape**

60 pieces of Maroon pipe and drape

**VIP SPACES and MEETING ROOMS**

**VIP Lounge**

Our VIP Lounge offers a private entrance, a private bar, a set of restrooms, and can accommodate up to 200 guests. The VIP Lounge can be used for pre or post show parties, meet and greets, as well as meetings and private events. Please contact Peacock Theater for more information.

Lower VIP (photos below)



The Microsoft Lounge

The



Lounge offers lounge style seating for 80, restroom facilities, concessions, First Aid and the Guest Services Center (see below). With no access to general seating area, this lobby can easily be closed off for use as special event space (such as an after show party) for up to 400 guests. There is also direct access to the P1 level of parking in the Olympic East Garage, tunnel to Crypto.com Arena, and the dressing room hallway. (photos of The Lounge Lobby below).



**The Cantina**

Located on the Loge Lobby level, this area offers a great view of the Peacock Place and can accommodate up to 40 guests. While this room is open to above, it offers a great space to entertain before an event.

**GUEST SERVICES AND SEATING**

**Guest Services Team**

Peacock Theater provides complete guest services staffing for all events. These team members include ushers, ticket-takers, box office staff, security personnel, police and firemen, emergency medical services, porters, and housekeeping personnel. The promoter/licensee is required to pay for all venue personnel necessary to operate an event at the Peacock Theater.

**Guest Services Center**

Located on The Lounge Level of the venue, Guest Services is an information kiosk designed to assist our guests with any questions, concerns, or issues they may have at Peacock Theater. In addition, Guest Services assists all guests with disabilities.

**Lobbies**

All of the 4 lobby levels at Peacock Theater have restroom facilities and concession stands. Lobbies are connected via atrium.  
 -The Lounge Level, directly below Orchestra Lobby)  
 -Orchestra Lobby (Main lobby entry/exit point from Peacock Place)  
 -Loge Lobby (directly above Orchestra Lobby)  
 -Mezzanine Lobby (directly above Loge Lobby)

**Box Office**

Peacock Theater's Box Office is located off of 11<sup>th</sup> Street directly across from Crypto.com Arena. The Box Office is open 3 hours before the ticketed time of each event. All other box office transactions can take place at the Crypto.com Arena's box office which is open Monday through Friday from 9:00 AM to 5:00 PM. Box Office accepts cash, Visa, MasterCard, and American Express.

**Peacock Place**

Located directly in front of the Peacock Theater's main doors, Peacock Place has flexible space for any size event or activation, making it the perfect complement to any Theater event. The Plaza has up to 65,000 sq ft combined (15,000 sq ft at Peacock Place (159' x 95') and 50,000 sq ft for Chick Hearn Court). It is utilized annually in conjunction with the Theater for red carpets including The EMMYs, ESPYS, and American Music Awards, as well as receptions, press conferences, community events, after parties, and more. Please contact Alicia Flores at [alflores@aegworldwide.com](mailto:alflores@aegworldwide.com) or 213-248-5948 for booking or other specific information.

Merchandise AEG Merchandising provides the operations and sale of event merchandise at Peacock Theater. A written agreement between Peacock Theater and lessee will be executed for the sharing of merchandising revenue. Please contact Merchandise Manager for details.

Seating Capacity 7,100 seats in 3 seating sections.

Pit Seats	211 (removable)
Orchestra	4,107
Loge	1,416
Gallery	250
Mezzanine	898
Luxury Box Seats	192
ASL Holds	26

(Please see seating map in appendix section)

### **MEDIA AND FILMING**

Photographers & Television News Crews Peacock Theater does allow photographers and television news crews to film portions of concerts or events at the venue. Typically, the venue will have photographers and TV crews shoot from the sound board area (Approximately 165 feet from the stage). The venue can also provide a multi-box available to allow multiple TV crews to plug into at the back loading dock area. With the fire marshals and venue approval we can sometimes allow photographers to shoot in our pit area, but this is determined and approved on an event by event basis.

Interviews & Plugging In Equipment If you are looking to conduct a television news interview with your artist at Peacock Theater, it first must be cleared through the venue publicist and management. Secondly, should the crew need to plug in additional equipment (lighting, microphones, batteries, etc.) and are not self-contained, a union electrician will need to be scheduled, and either the television crew or artist management will need to cover this cost. Any television crews outside of television news or entertainment news will also be subject to a location agreement and fees.

Filming Any filming that is done at Peacock Theater will need to be discussed with the Peacock Theater production staff prior to your event. This includes, but is not limited to, archival footage (video and audio), DVD shoots, live or taped telecast, and web distribution. There are additional venue and union fees that will apply to any filming that is not archival. Archival filming can only take place after a signed archival filming agreement has been signed. Please contact Production Manager for details.

## **EMERGENCY AND MEDICAL SERVICES**

### Emergency Services

On-site, dial 911 (Fire, Ambulance, Police), Peacock Theater has an EMT on staff for all event days when an audience is present.

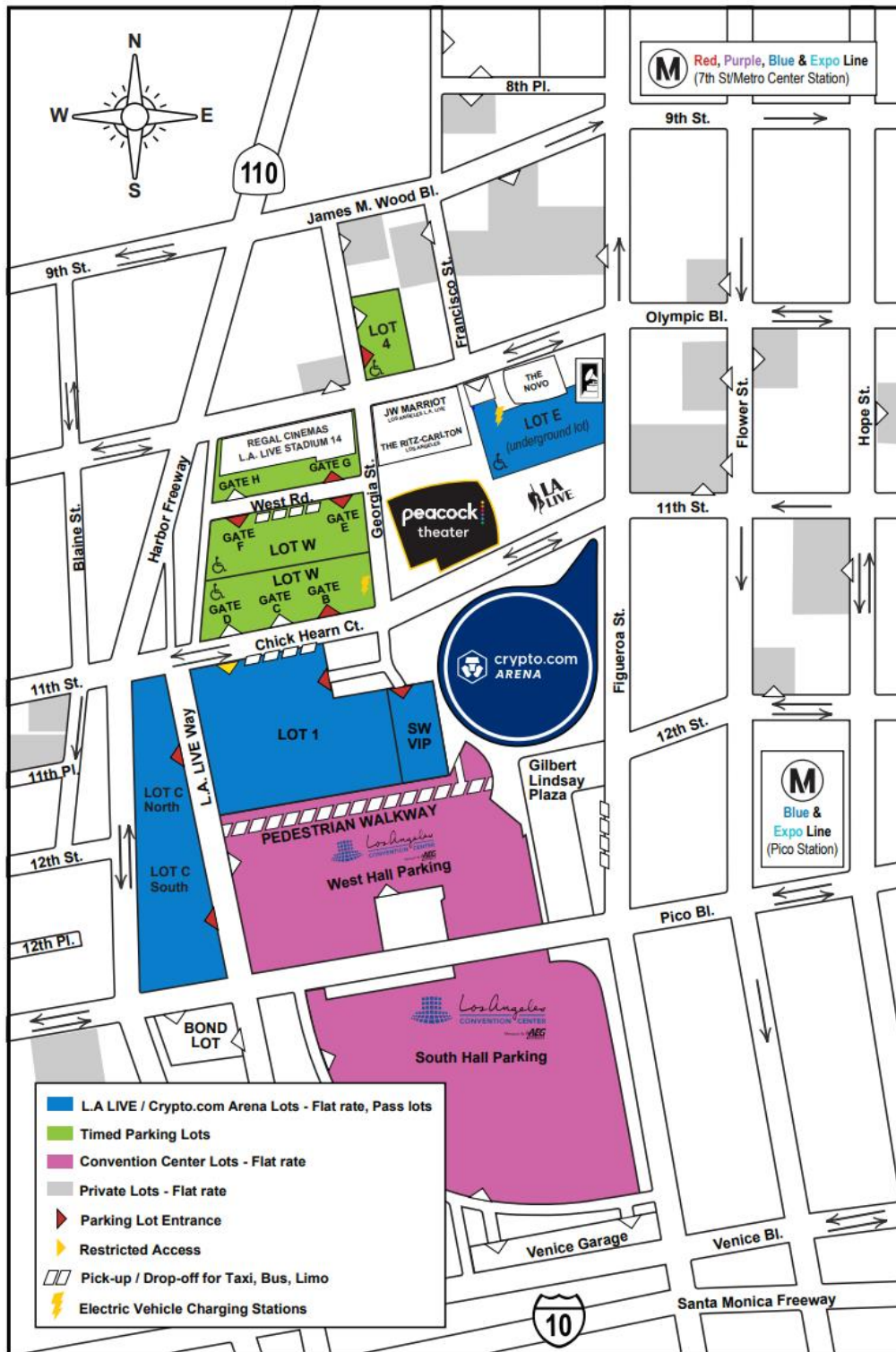
### Hospitals

California Hospital	1401 S Grand Ave 213.748.2411	0.5 miles
Good Samaritan Hospital	1225 Wilshire Blvd 213.977.2121	1.1 miles
USC University Hospital	1500 San Pablo St 323.442.8500	5.3 miles

### Walk-In Clinics

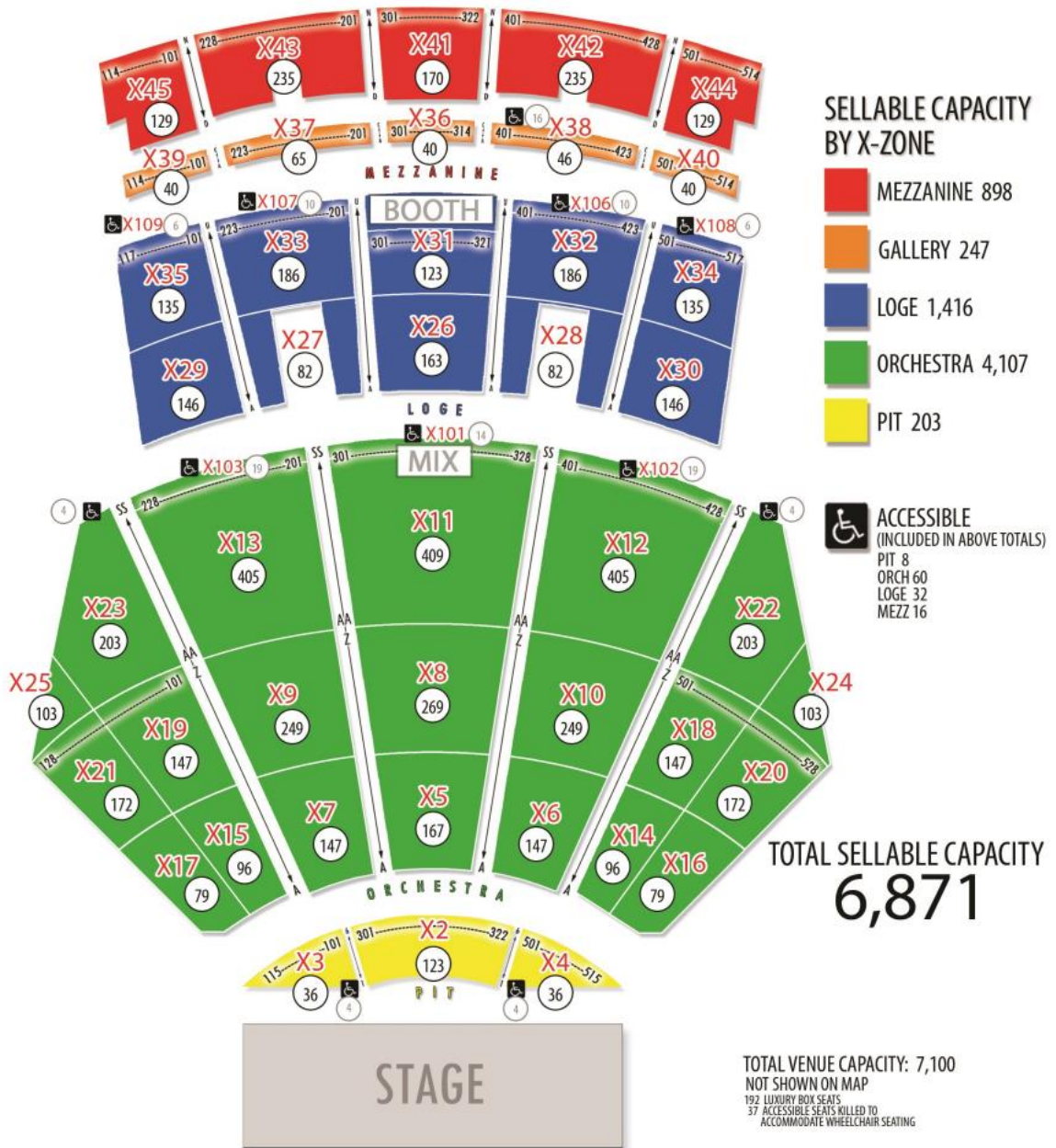
HealthWorks	1212 S Flower St 213.747.0634	0.2 miles
Healthcare Partners	1025 W Olympic Blvd 213.623.2225	0.4 miles

# PARKING MAP



**SEATING MAP**

# peacock theater



777 CHICK HEARN COURT, LOS ANGELES, CA, 90015

06/15/16



# DRESSING ROOMS LAYOUT

