

CN
CENTRE
Prince George, BC

Facility Information Package



Index

Venue Address _____	p. 3
Venue Contacts _____	p. 3
Capacities _____	p. 3
Facility Size _____	p. 4
Load In Specifications & Equipment _____	p. 4
Parking _____	p. 4
Staging _____	p. 5
Curtains _____	p. 5
Floor _____	p. 5
Seating _____	p. 5
Barricades _____	p. 6
Fencing _____	p. 6
Spotlights _____	p. 6
Jumbotron _____	p. 6
Concessions _____	p. 6
Truss Elevations & Locations _____	p. 7
Electrical Specifications & Locations _____	p. 8
Dressing Room Specifications & Locations _____	p. 9
Extended House Layout _____	p. 10
Full House Layout _____	p. 11
3/4 House Layout _____	p. 12
1/2 House Layout _____	p. 13
Concert Bowl Layout _____	p. 14
Sideways Layout _____	p. 15



Venue Address

Physical Address

CN Centre
2187 Ospika Blvd.
Prince George, BC
Canada, V2N 6Z1

Mailing Address

CN Centre Administration Office
#100 -2187 Ospika Blvd.
Prince George, BC
Canada, V2N 6Z1
P) 250.561.7777

Venue Contacts

Manager

Glen Mikkelsen
glen.mikkelsen@princegeorge.ca

w) 250.561.7789
c) 250.552.5552

Ticketing (Exclusive)
TicketsNorth
Box Office Manager

Rachelle Deutsch
rachelle.deutsch@ticketsnorth.ca

w) 236.423.1157

Food & Beverage (Exclusive)
Levy Foods

Willie Lum
willie.lum@princegeorge.ca

w) 250.614.7860
c) 250.552.8293

Stage Hands & Load In Crew (Exclusive)
Side Show Production Services
Owner

Chris Radmacher
sideshowproductions@telus.net

c) 250.371.2623

Capacities

	Bleachers	Floor	Total
<i>Extended House</i>	3,774	1,622	5,396
<i>Full House</i>	3,305	1,424	4,729
<i>Three Quarter House</i>	2,907	1,096	4,003
<i>Half House</i>	2,681	844	3,525
<i>Concert Bowl</i>	2,317	536	2,853
<i>Sideways</i>	2,200	1,200	3,400



Venue Size

<i>Arena Floor Size</i>	85 ft. x 200 ft. - can expand to 100 ft. x 200 ft. *International ice size lowers numbers of available seats to 5,293
	Lower floor is 165 ft. x 278 ft. without bleachers and rink boards. *Pillar to pillar is 134 ft. x 240 ft. of usable space
<i>Tradeshow Space</i>	17,000 sq. ft. in the arena on the lower concourse *40,300 sq. ft. (260 ft. x 155 ft.) with boards and bleachers removed 6,760 sq. ft. (north and south side) of main concourse with bleachers removed *3,380 sq. ft. per side (130 ft. x 26 ft.) 7,280 sq. ft. on the main concourse pathway (14 ft. x 260 ft. x 2 sides)

Load In Specifications & Equipment

<i>Load In Door</i>	15 ft. wide x 16 ft. high - SW corner. 80 feet from truck ramp to arena floor.
<i>Main Concourse Load In Door</i>	12 ft. wide x 9.5 ft. high - SE corner
<i>Forklifts</i>	2 standard 5,000 lb warehouse forklifts 1 set of forklift extensions
<i>Genie Lift</i>	26 ft. platform height
<i>Stage Hands & Crew</i>	Exclusively provided by Side Show Production Services Non-union crew Typically a 4-hour minimum call

Parking

<i>Tour Parking</i>	Parking for over 30 buses and trucks to park securely near the load in area
<i>Tour Bus Parking</i>	Parking for two buses available next to the load in door (next to venue) *shore power available for three buses
<i>Guest Parking</i>	2,000 stalls of FREE on-site parking for guests



Staging

<i>Type</i>	Stageright Staging System
<i>Size</i>	60 ft. x 48 ft. deck with 8 ft. x 12 ft. wings on both sides *Size is adjustable using the 96 pieces of 4 ft. x 8 ft. staging and the 19 stage frames
<i>Height</i>	Adjustable between 48" to 78" in 2-inch increments
<i>Ramp</i>	Wheel chair ramp is available to a height of 48" x 8 ft. wide Total length is 31 ft. for a 48" ramp
<i>Stairs</i>	3 sets of stage stairs with adjustable heights
<i>Guardrails</i>	140 ft. of guardrail or chair stops
<i>Decking Choices</i>	Black TechStage surface, or grey carpeted surface
<i>Load Capacity</i>	4,000 lbs per 4 ft. x 8 ft. section (125 lbs per sq. ft.)

Curtains


<i>Arena Curtain</i>	70 ft. (wide) of black theatre drape 40 ft. tall.
----------------------	--

Floor

<i>Floor Type</i>	Concrete
<i>Ice Covering Material</i>	Athletica "Arena Deck"

Seating

<i>Floor Seat Type</i>	Interlocking folding style, steel frame, seat and back padded
<i>Bleacher Seat Type</i>	Plastic, permanently mounted with seats that fold up



Barricades

Crowd Control 80 ft. of blow-through Mojo style, aluminum crowd control barricade

Spotlights

Portable Spotlights 4 Lycian M2's - 2,500 watt
2 Lycian Model 1275's - 1,200 watt

Jumbotron

Screen Sizes 4 screens measuring 9.45 ft. x 11.81 ft.
Resolution: 6 mm
Pixels: 480 x 600

Video Ring Dimensions: 2.36 ft x 37.80 ft
Resolution: 6 mm
Pixels: 120 x 1920

Food & Merchandise

Food & Beverage Exclusively provided by Levy Canada
3 fixed concessions on main concourse
& Portable bars and temporary service areas available.
Event and show catering managed by Levy staff.

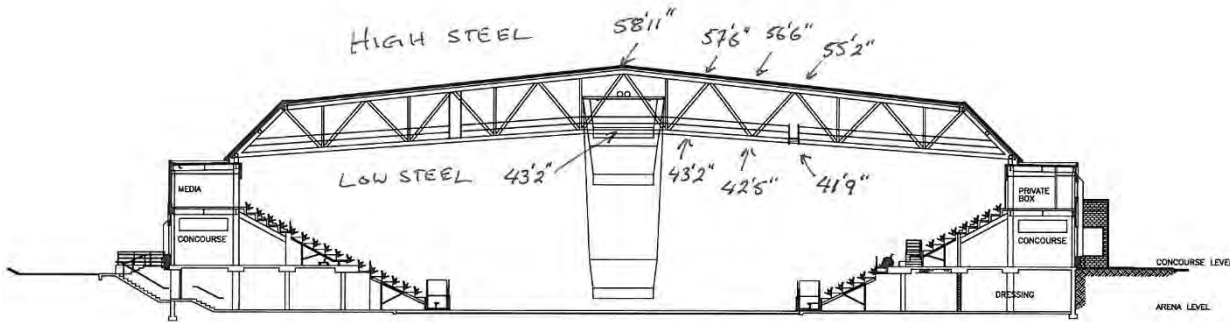
Merchandise Levy staff also manage concert/event merchandise sales.



Truss Elevations & Locations

Low Steel 43' 2" to lower truss in centre of arena
 41" to lower truss above rink boards

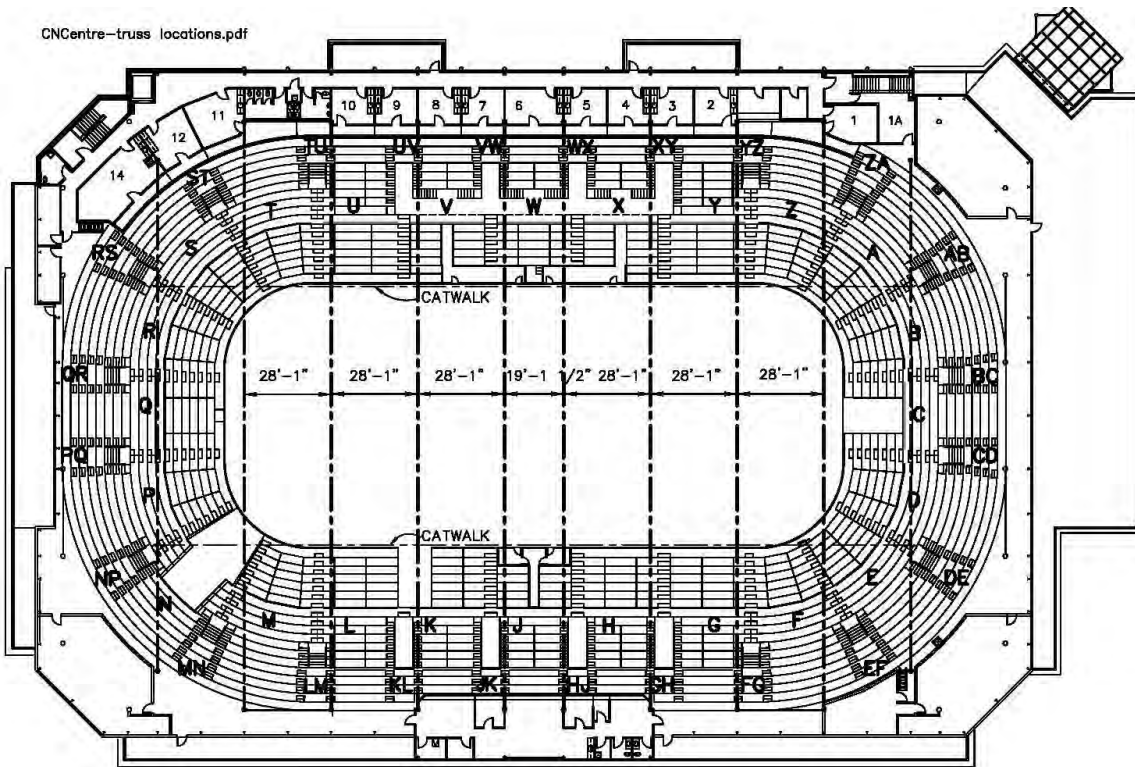
High Steel 58' 11" to upper truss in centre of arena
 54' 1" to upper truss above rink boards



TRUSS ELEVATION VIEW



CNCentre-truss locations.pdf



TRUSS LOCATIONS



Electrical Specifications & Locations

Arena Level
Main Room (SW) 2 x 400-amp – 208 v – 3 phase
1 x 200-amp – 208 v – 3 phase

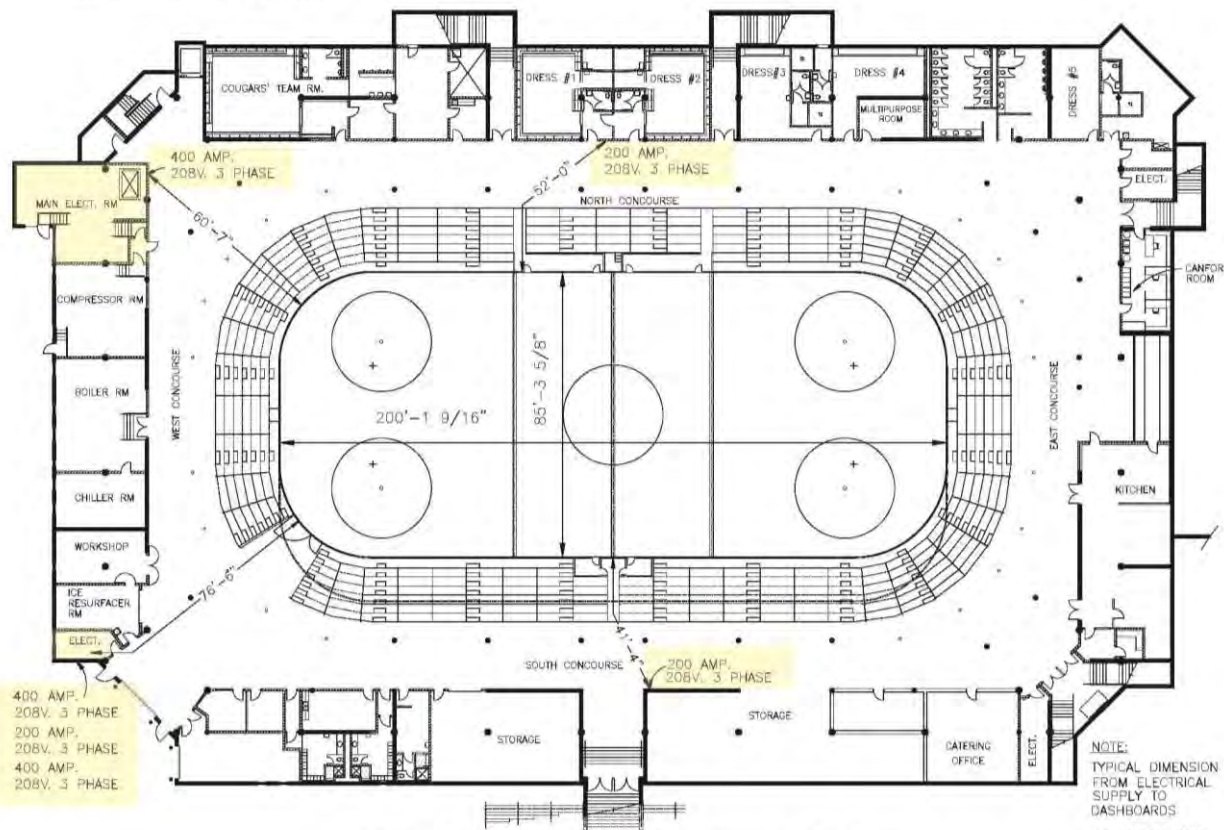
Arena Level
North West Room 1 x 400-amp – 208 v – 3 phase

Lower concourse
North Wall-centre 1 x 200-amp – 208 v – 3 phase

Lower concourse
South Wall-centre 1 x 200-amp – 208 v – 3 phase

Catwalk 1 x 100-amp – 208 v – 3 phase
(Approx. 48 ft. from ice)

CNCentre-electrical arena level.pdf

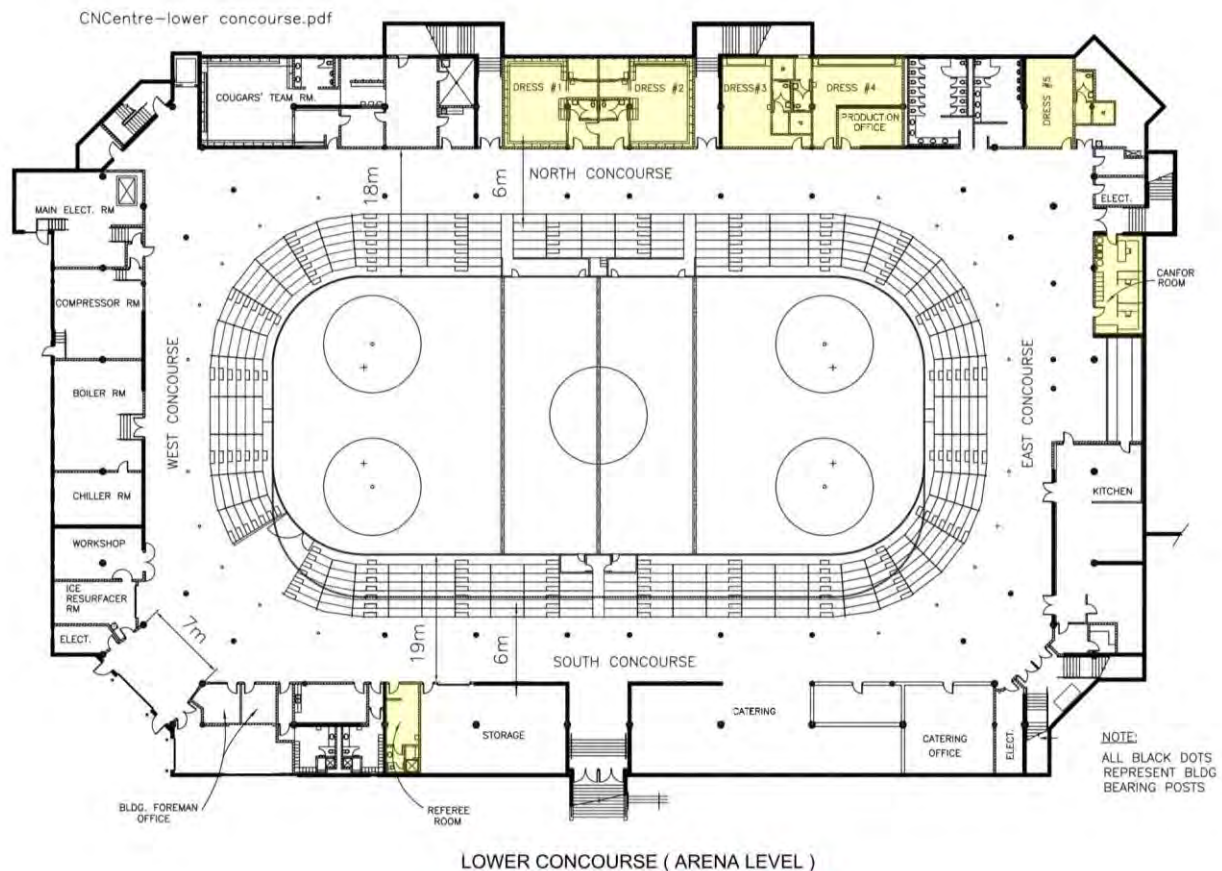


LOWER CONCOURSE (ARENA LEVEL) POWER LOCATIONS

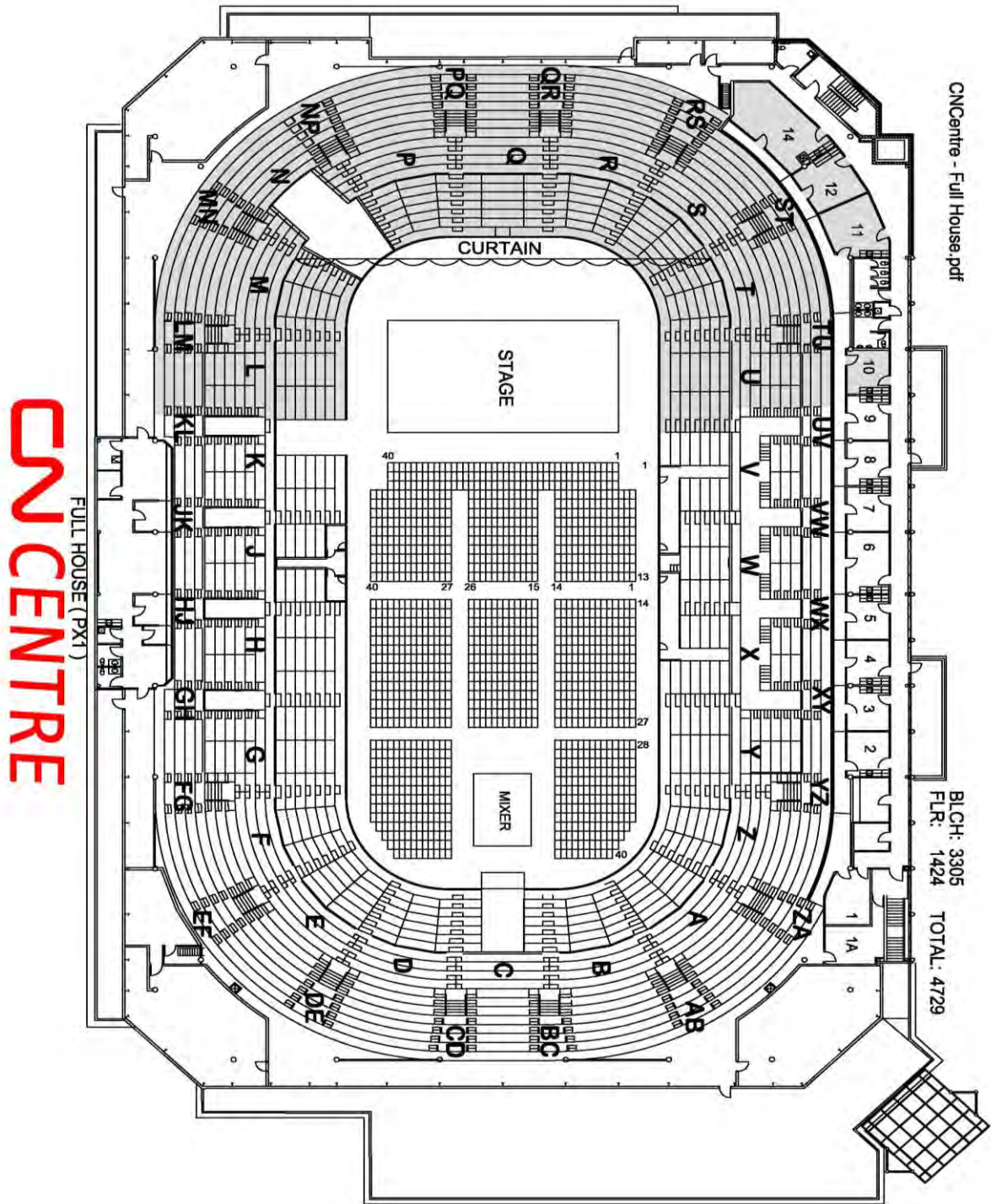


Dressing Room Specifications & Locations

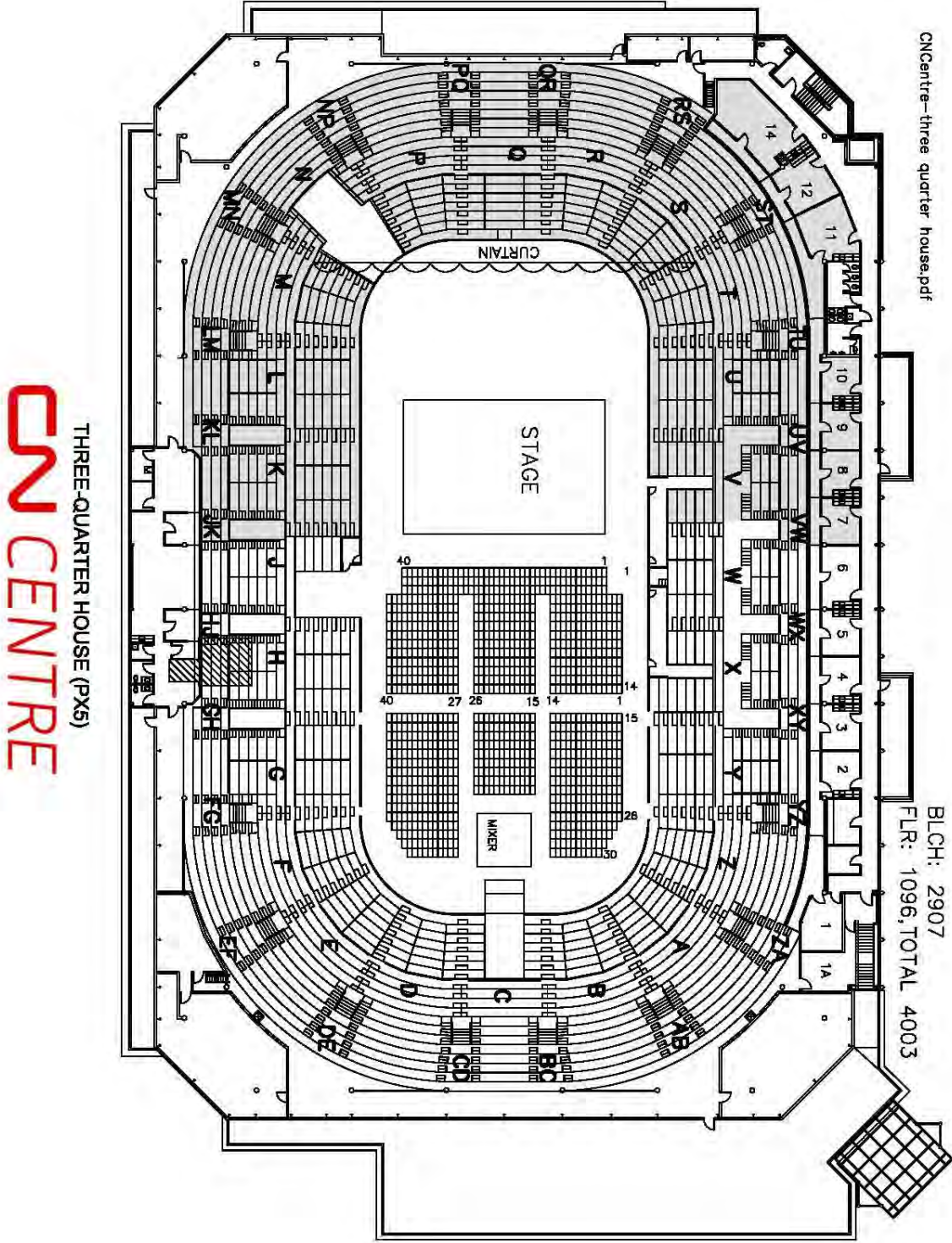
Dressing Rooms	5 fully equipped dressing rooms with showers and dressing areas Dressing Room #1: 19' 1" x 27' 5" Dressing Room #2: 19' 1" x 27' 5" Dressing Room #3: 14' 9" x 27' 4" Dressing Room #4: 14' 4" x 27' 6" Dressing Room #5: 14' 2" x 21' 11" (in public area)
Canfor Room	Meeting room set with permanent boardroom style table and chairs Dimensions: 14' 7" x 30' 4"
Production Office	Office/meeting room (next to Dressing Room #4) Dimensions: 11' x 19' 9"
Referee Room	Small office/meeting room equipped with shower. Dimensions: 9' 10" x 13' 6"



Full House Layout




3/4 House Layout



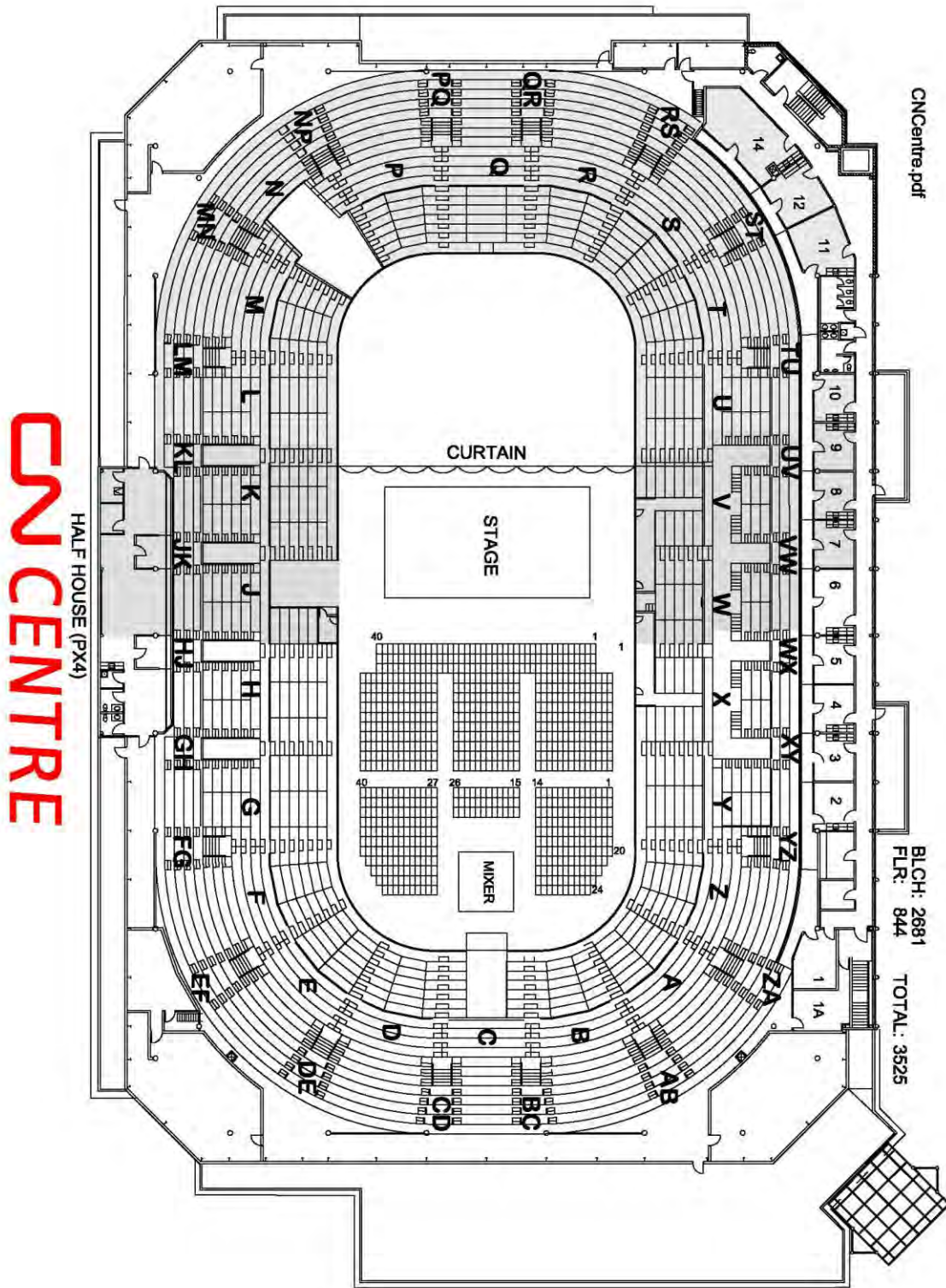
THREE-QUARTER HOUSE (PX5)
CN CENTRE

CNCentre—three quarter house.pdf


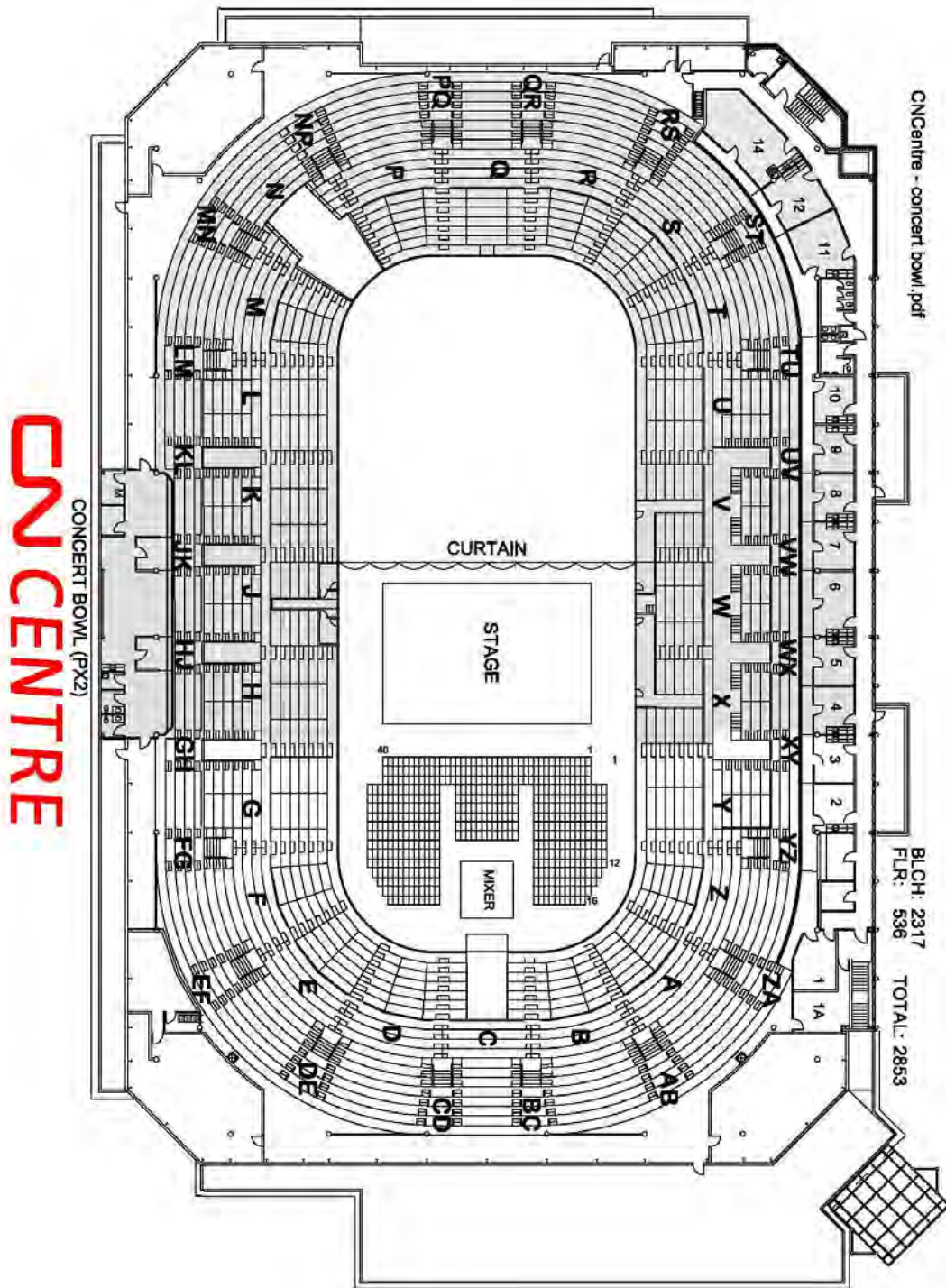
BLCH: 2907
FLR: 1096, TOTAL 4003



1/2 House Layout



Concert Bowl Layout



Sideways Layout

CN CENTRE

