




RESCH CENTER

TECHNICAL INFORMATION



A PMI Entertainment Group Managed Facility

820 Armed Forces Way | Green Bay, Wisconsin | 920.497.5664 | ReschCenter.com



GENERAL SPECIFICATIONS

Floor Size Risers retracted: 115' x 250' approximate
Risers extended: 85' x 200'

Fixed Bowl Seating 6,534 (without production kills).

Riser Seating 1,859 (without production kills).

Concert Floor Seating 1,620 (varies based on production).

Full Concert Seating 8,693 at 270 degrees/ 7,711 at 180 degrees (varies based on production).

In The Round 10,387 (varies based on production).
General Admission 9,645 (varies based on production).

Low Steel Height of 66' (no rigging from this height).

High Steel Height of 91' (all rigging from this height).

Obstructions No Obstructions below 55'
(when Scoreboard is raised to highest trim).

Stage (Stage Right) 4'x8' Stage Decks 80' x 48'
(48"-76" heights available).

Barricade 88' of Blow Thru.

Bike Racks Available 140 at 8' each.

Risers (FOH/Drum) All 6' x 8' platforms. Lowest height is 16", other heights are 24",32",40".

Cross-Over Cable Ramps 20 @ 36".

Main Power Room 18'x10' back stage. All 208 3-phase.
Panels of: 1 @ 200amps/3 @ 400amps/2 @ 600amps.

Additional Power 208 3-phase on each of the four corners. 1 @ 400amps and 1 @ 200amps Total 600amps each corner.

Loading (Two) each with 12' x 14' overhead doors on north end.

Full floor drive-ins from either door.

2 Loading docks Northeast end of building. Standard dock height and 7'6" wide with levelers.

4 Locker Rooms 2 @ 25' x 16' (both having 11.5' x 9.5' attached offices), 1 @ 21' x 12' and 1 @ 18' x 11'. All four have showers.

4 Dressing Rooms All private. two @ 10' x 9' and two @ 9' x 13' The four locker rooms and four dressing rooms are lockable, each with its own private restroom.

Laundry Room with washer and dryer.

Resch Center Catering Area 2,500 sq. ft. can seat up to 90 with 6' rounds and 10 chairs.

House Lighting/Sound/Video Control Room North-east end of building, located on the 3rd level that is Staffed by venue personnel.

House Sound Fulcrum Acoustic full range distributed sound system.

Clear-coms 20, In house (1) for each of 8 spotlights, house light area, plus additional drops if required.

Rigging Plot available total weight capacity of 120,000 lbs. Rig tubing over stage area and ice floor.

Spotlights (8) Total, (6) Strong, Super Trouper II Xenon with Clear-Com, (4) south side on catwalk with (2) located on east and west sides, (2) Lycian 1295 ELT Xenon spotlights with Clear-Com located in the SE and SW closets.

Parking Private, lot behind building (Red Lot) for buses/trailers. Approximately 84 spaces available.

Shore Power Back of building at various locations. 110 and 220 hook ups available in rear parking lot.

Security Entrance #1 Northeast wing. Main security room / monitoring systems.

Security Entrance #2 Northwest wing.

Ticket Office 8 point-of-sale windows
(2, ADA accessible).

Elevators Two for ADA and suite use to level 3.
4,500 lbs. capacity each. (8'6" x 5'4" with 4'7" door).

Service Elevator 10,000 lb. capacity. 12' x 8' platform with 9' x 6' door. Travels to level 2 only.

Ice Deck For all 'over-ice' events the entire 200' x 85' ice area is covered with 1" arena ice deck able to accomodate the weight of forklifts. North end of arena can also be leveled to cover ice height using 2" arena ice deck.

Fork Lift (3) 5,500 lb. capacity, (2) 3,300 lb. capacity.

Scissor Lift (2) one with 20-foot and 1 with 25-foot platform height.

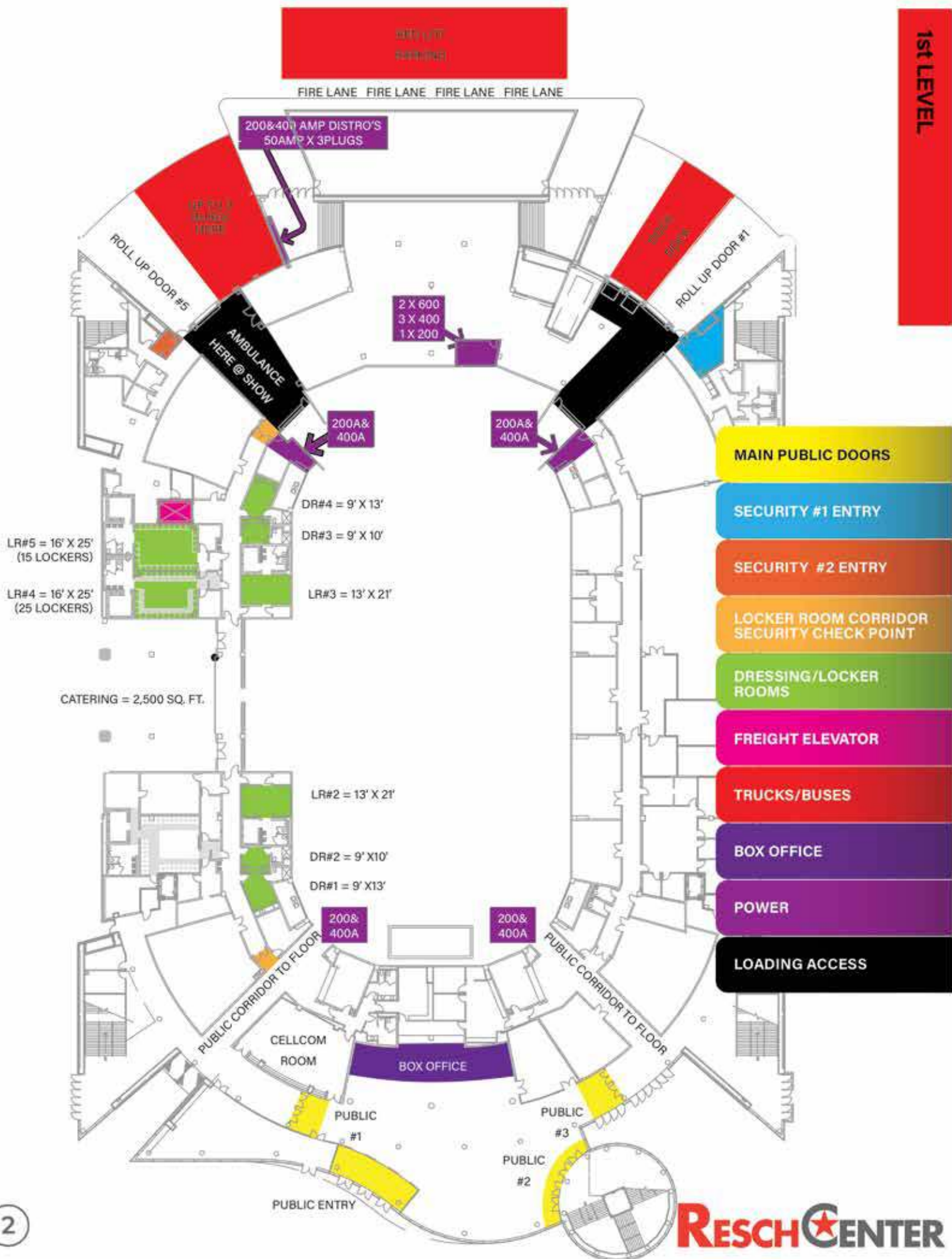
Backdrop Curtain For all north-end concerts when requested in advance.

Assisted Listening Devices ADA approved. Call in advance to verify use. Only available with house sound.

Catwalk Full oval catwalk with access to spotlight positions and rigging.

Safety Net Over the ice floor netting, riggers MUST "tie-off."

Acoustic Ceiling Sound baffles in ceiling.

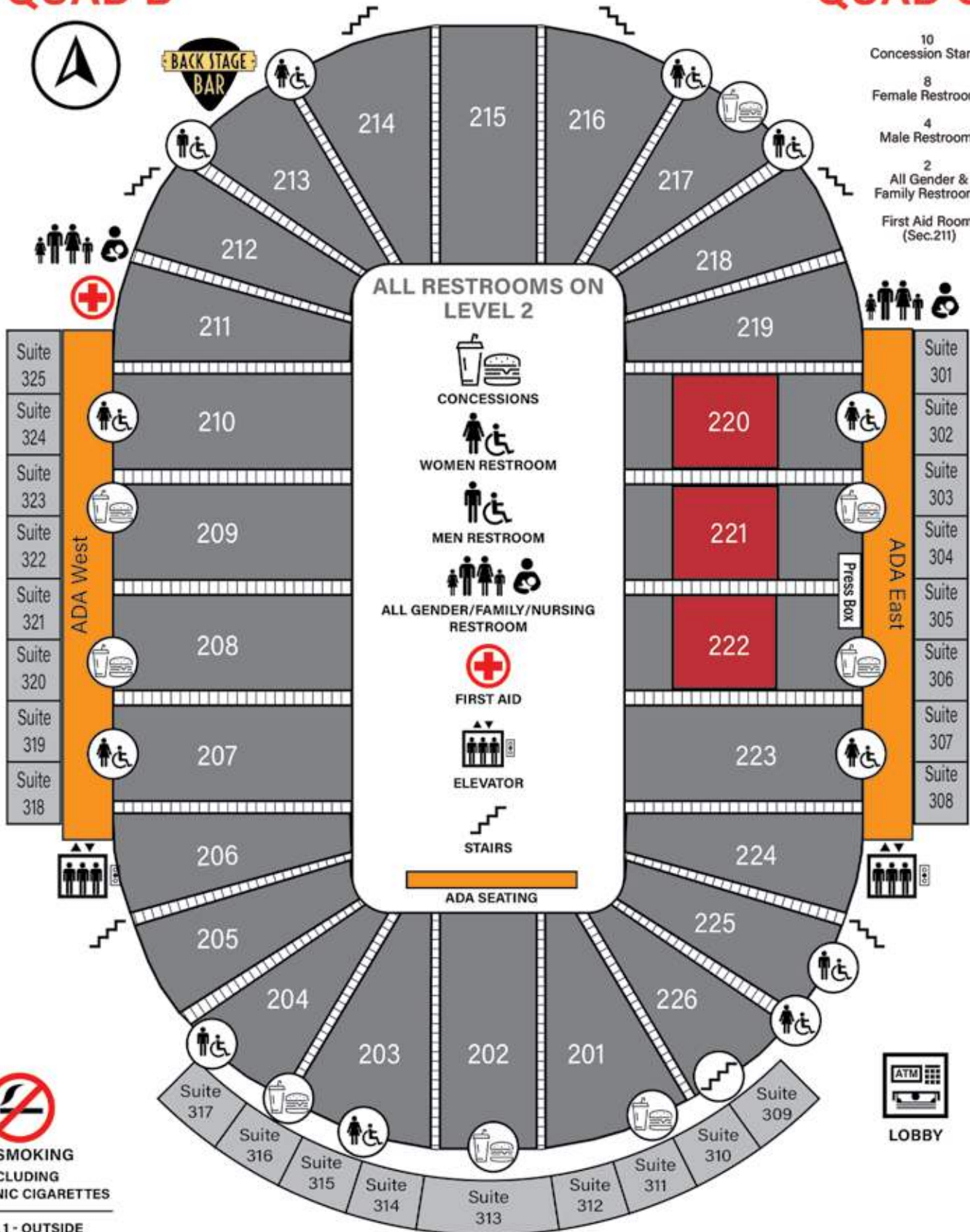


QUAD B

QUAD C

2nd LEVEL

- 10 Concession Stands
- 8 Female Restrooms
- 4 Male Restrooms
- 2 All Gender & Family Restrooms
- First Aid Room (Sec.211)



NO SMOKING
INCLUDING
ELECTRONIC CIGARETTES

LEVEL 1 - OUTSIDE
SMOKING GARDEN

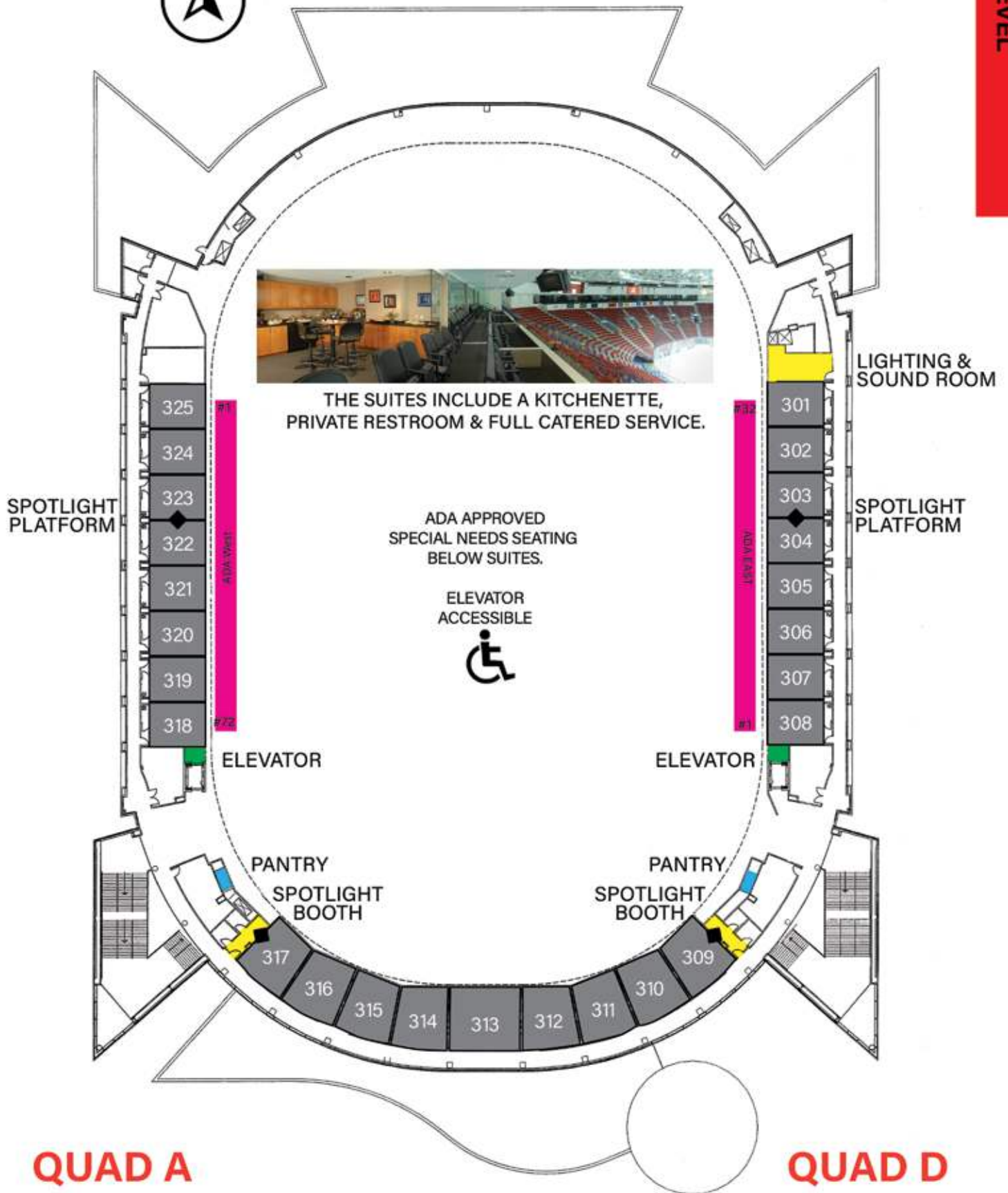
QUAD A

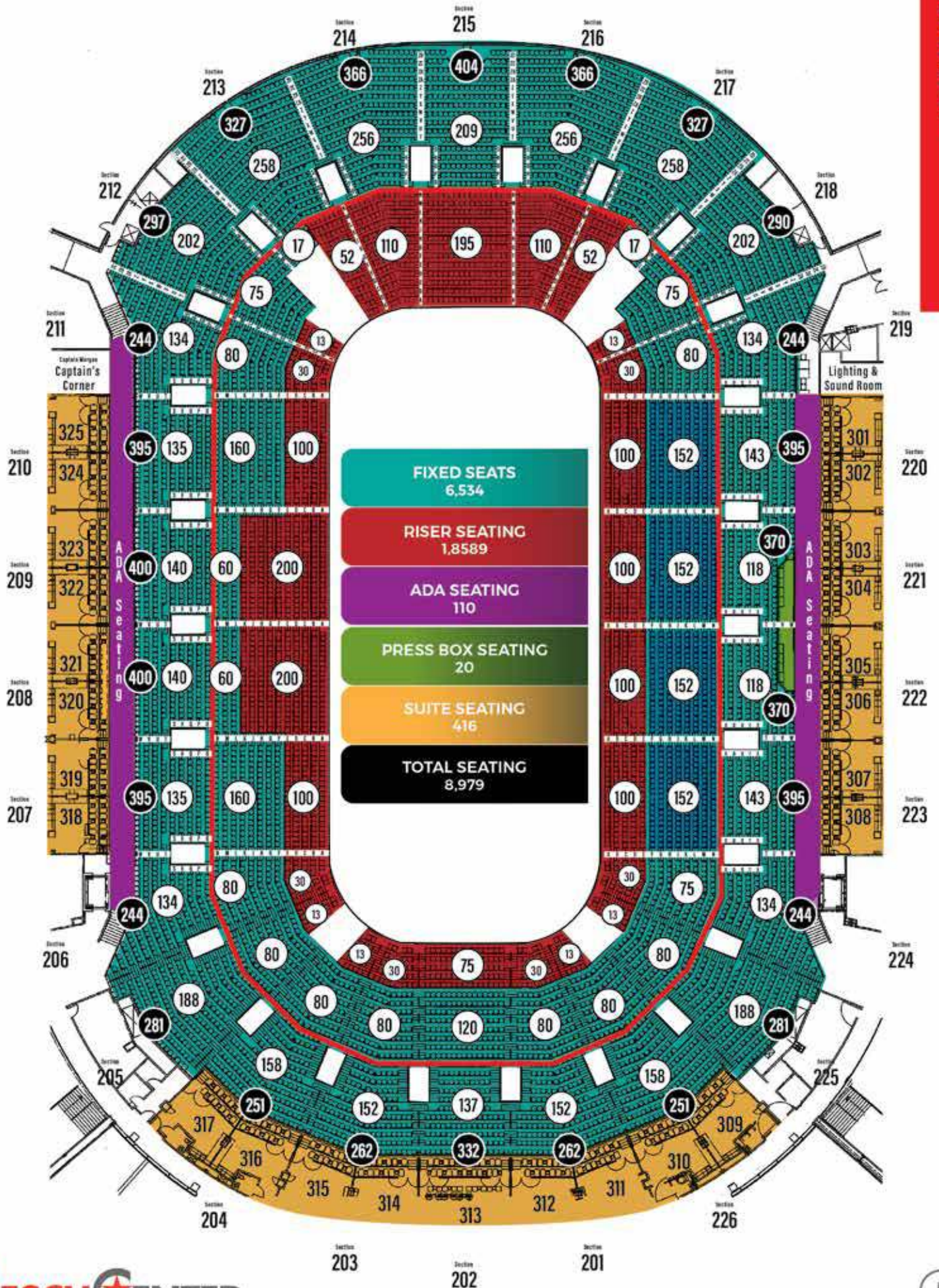
QUAD D

BUD LIGHT
LOUNGE
LEVEL 2 - SECTION 201-204

QUAD B

QUAD C





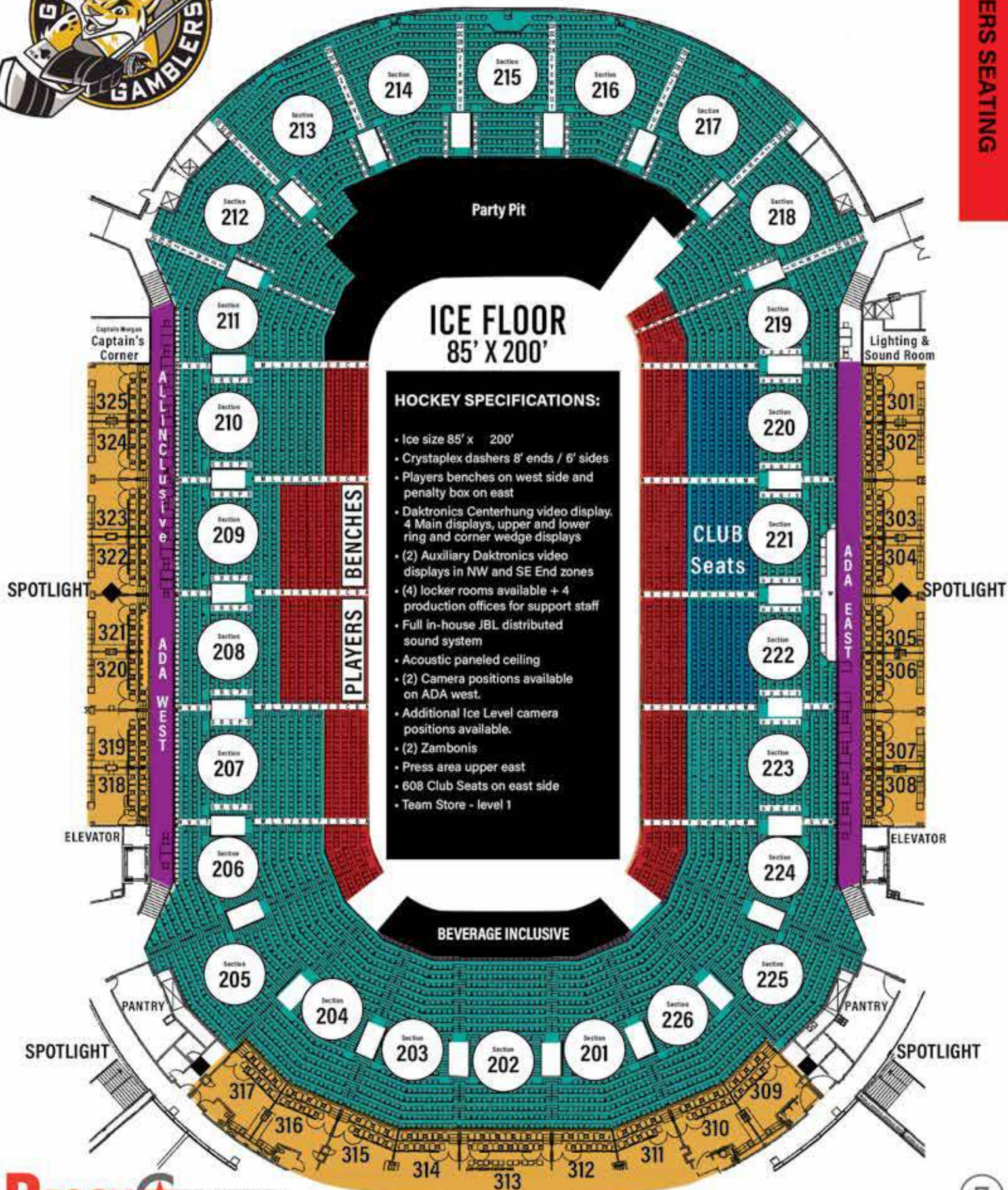
RESCH CENTER SEATING TOTALS

<u>SECTION NUMBER</u>	<u>FIXED SEATS</u>	<u>RISERS SEATS</u>	<u>TOTAL SEATING</u>
201	232	30	262
202	257	75	332
203	232	30	262
204	238	13	251
205	268	13	281
206	214	30	244
207	295	100	395
208	200	200	400
209	200	200	400
210	295	100	395
211	214	30	244
212	277	20	297
213	275	52	327
214	256	110	366
215	209	195	404
216	256	110	366
217	275	52	327
218	277	13	290
219	214	30	244
220	295	100	395
221	270	100	370
222	270	100	370
223	295	100	395
224	214	30	244
225	268	13	281
226	238	13	251
	TOTAL FIXED SEATS	TOTAL RISER SEATS	TOTAL BOWL SEATS
	6,534	1,859	8,393
ADDITIONAL SEATING:			
Press Box	20		130
ADA Deck	110 (East/West ADA)		

TOTAL 8,523
RESCH  **CENTER**



SEATING FOR 8,400



Floor Seating 1,704+ (with kills)
 Rows A-E 972
 Rows F-P 2,358
 Rows Q-T 800
 Rows U-ZC 1,323
 Upper ADA Area 144
 Press Area 20
 TOTAL SEATING = AVG

180 VS. 270 DEGREES CONCERT

ALL KILLS AT 270°

Floor Seating 1,704+ (with kills)
 Rows A-E 998
 Rows F-P 2,732
 Rows Q-T 958
 Rows U-ZC 1,773
 Upper ADA Area 144
 Press Area 20
 TOTAL SEATS = AVG

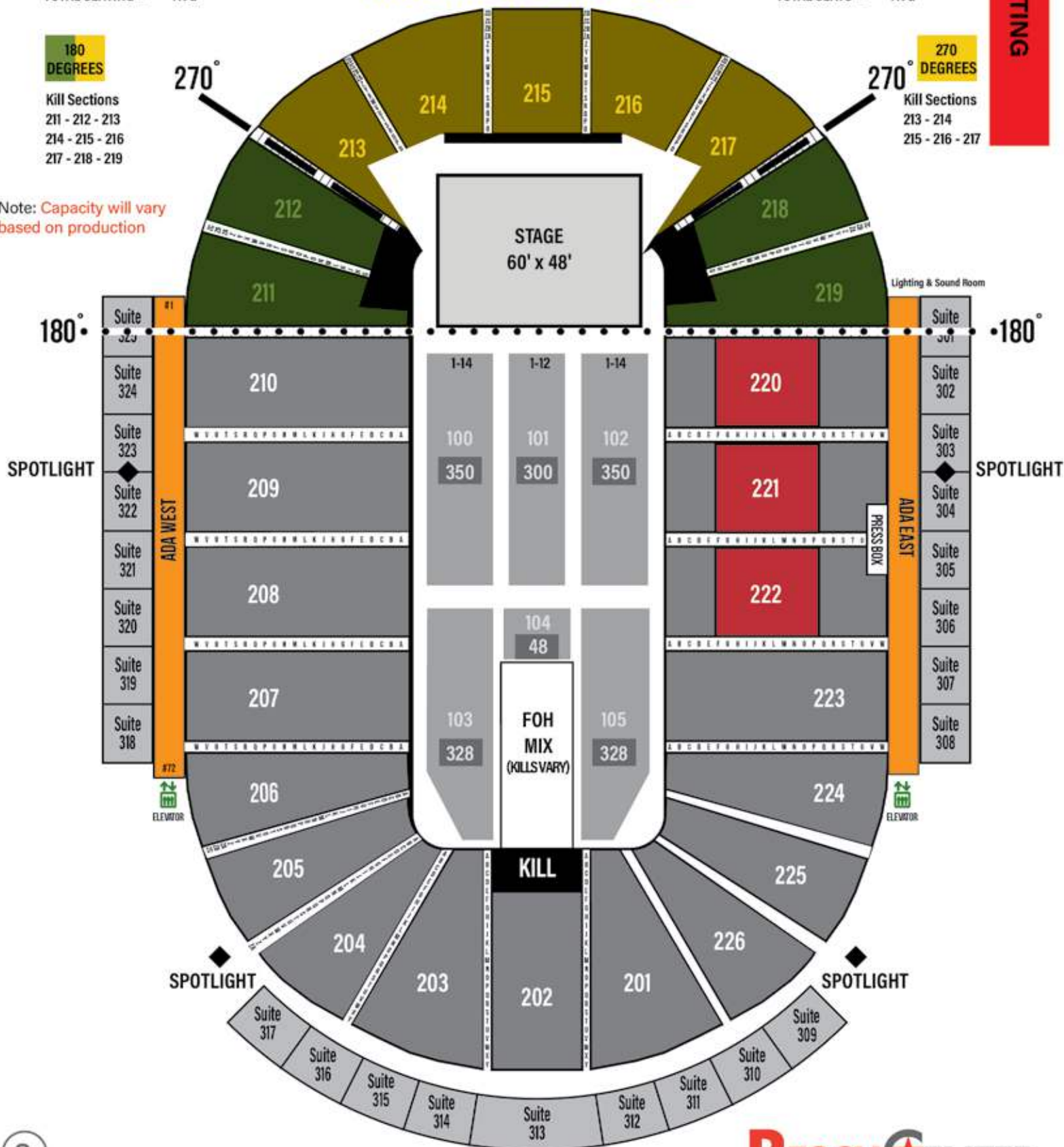
180 DEGREES

Kill Sections
 211 - 212 - 213
 214 - 215 - 216
 217 - 218 - 219

270 DEGREES

Kill Sections
 213 - 214
 215 - 216 - 217

Note: Capacity will vary based on production

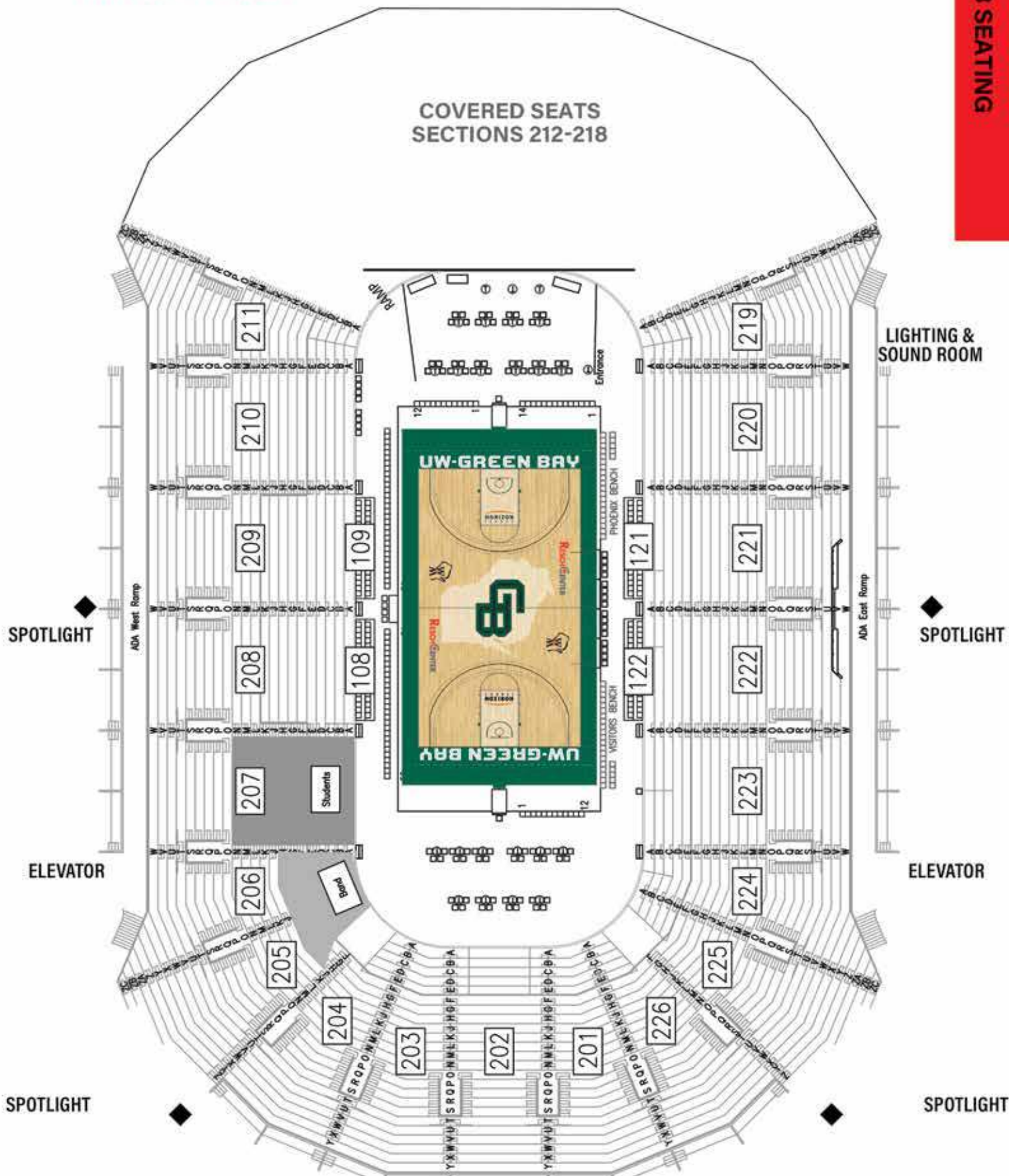


GREEN BAY BASKETBALL

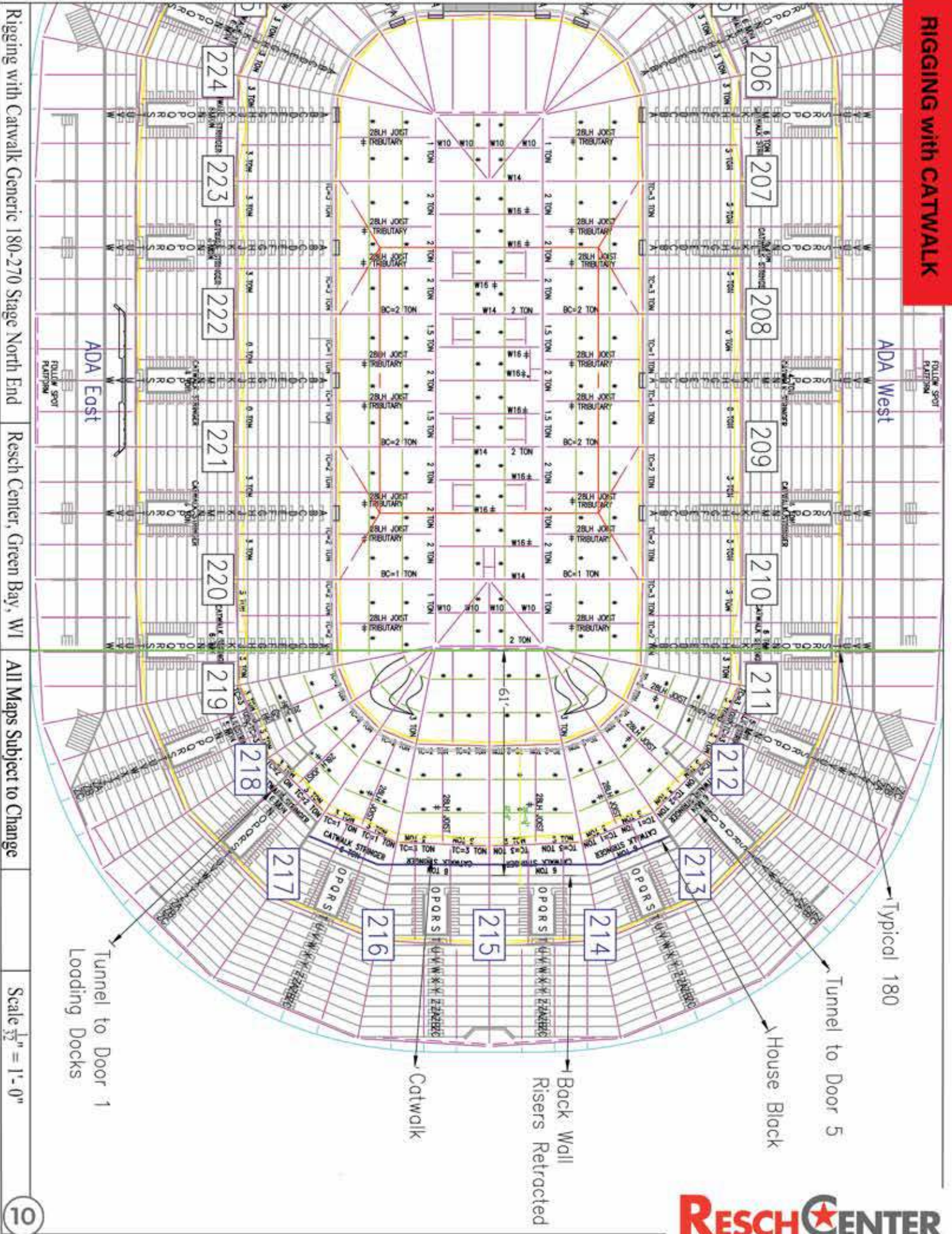
SEATING FOR
7,480

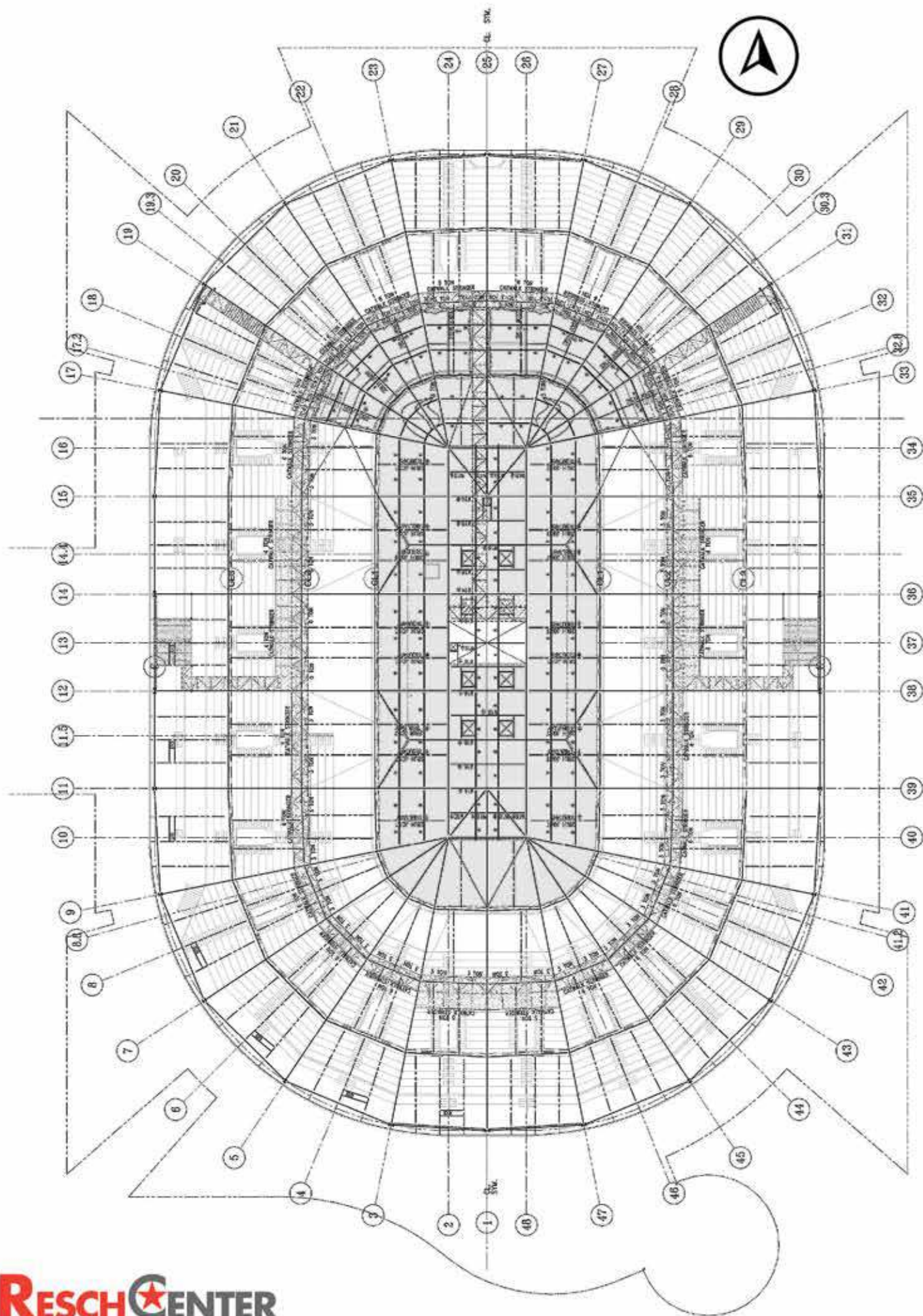
UWGB SEATING

COVERED SEATS
SECTIONS 212-218



RIGGING with CATWALK







FROM THE SOUTH ON HIGHWAY 41:

Take Highway 41 north to the Lombardi exit (exit #167). Go east (right) on Lombardi for approximately 1.75 miles. Cross Oneida Street, turn right into the Red Lot behind the Resch Center.

FROM THE SOUTH ON INTERSTATE 43:

Take I43 north to Highway 172 West. Take the Oneida/Ashland Street exit. Go left (to Oneida Street). At Oneida Street go north (right).

Continue north on Oneida Street for approximately 2 miles. Turn right onto Lombardi Avenue, turn right again into the Red Lot behind the Resch Center.

FROM THE NORTH ON HIGHWAY 41/141:

Take 41/141 south to the Lombardi Exit (exit #167). Go east (left) on Lombardi for approximately 1.75 miles. Cross Oneida Street, turn right into the Red Lot behind the Resch Center.

FROM THE NORTH ON HIGHWAY 57

Take Highway 57 south to I43 South. Take the Highway 172 exit. Take the Oneida/Ashland Street exit. Go left (to Oneida Street). At Oneida Street go north (right). Continue north on Oneida Street for approximately 2 miles. Turn right onto Lombardi Avenue, turn right again into the Red Lot behind the Resch Center.

FROM THE WEST ON HIGHWAY 29/32:

Take Highway 29 East to Highway 41 South. Take 41/141 South to the Lombardi Exit (exit #167). Go East (left) on Lombardi for approximately 1.75 miles. Turn right onto Lombardi Avenue, turn right again into the Red Lot behind the Resch Center.

RESCH CENTER



Aloft Hotel Green Bay
aloftgreenbay.com
(920) 593-6007
Stacie Christel
stacie.christel@aloftgreenbay.com



Beechwood Hotels
Ciara Mills
ciara@beechwooddevelopment.com



Legacy Hotel Green Bay
legacygb.com
954-849-4954
Robin Orrell
rorrell@legacygb.com



Lodge Kohler
lodgekohler.com
(920) 327-4604
Jeffrey Overgaard
jeffrey.overgaard@kohler.com

LAMBEAU FIELD



LOT
1

LOT
4

Oneida Street

PACKERS
PRACTICE
FIELD

DON
HUTSON
CENTER

PACKERS
PRACTICE
FIELD

LOT
13

NV
TECHNOLOGIES
PPE AND SECURITY
LOT

GREAT NORTH
COMMONS

QUALITY INN

Armed Forces Drive

DROP-OFF LANE



Veterans
Memorial
Plaza

HALL A

HALL B

RESCH★EXPO

HALL C

BART STARR
PLAZA

FRONT PUBLIC
ENTRANCE

RESCH★CENTER

SILVER
LOT

SHOW ENTRY
PRIVATE

RED
LOT

Lombardi Avenue

D2

FOX 11 TV

BEST WESTERN

ARENA MOTEL

Holmgren Way

13